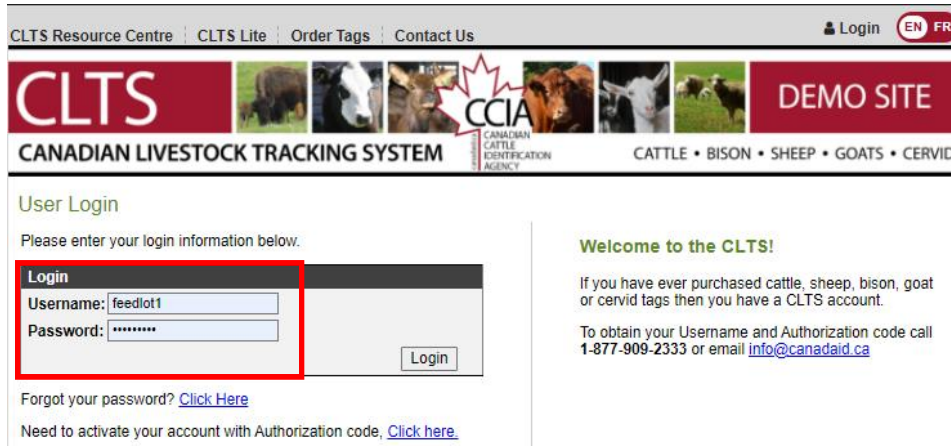


Move In: Report the identification of an approved tag/indicator applied to an individual animal, or report a group of animals based on species, that have been received at a defined location on a defined day.

Login to clts.canadaid.ca. If you do not know your username or password, contact CCIA at info@canadaid.ca or **1-877-909-2333**.



CLTS Resource Centre | CLTS Lite | Order Tags | Contact Us

CLTS CANADIAN LIVESTOCK TRACKING SYSTEM DEMO SITE

User Login

Please enter your login information below.

Login

Username:

Password:

Forgot your password? [Click Here](#)

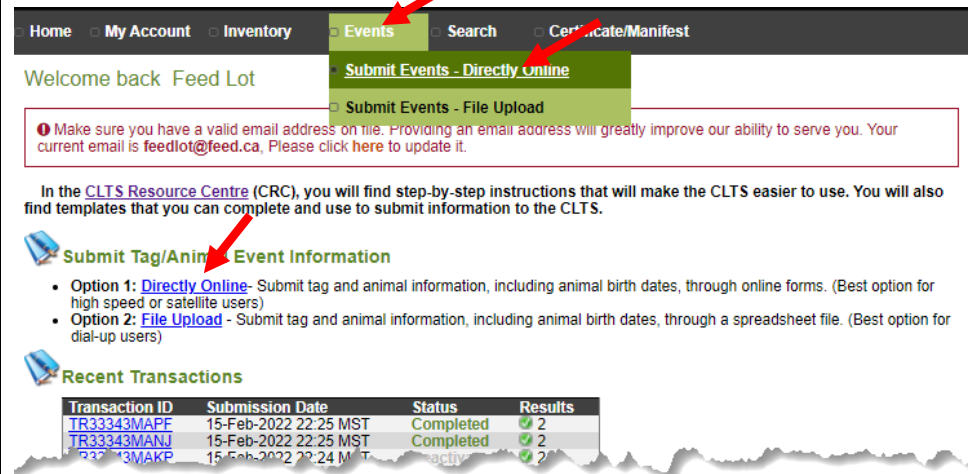
Need to activate your account with Authorization code, [Click here](#).

Welcome to the CLTS!

If you have ever purchased cattle, sheep, bison, goat or cervid tags then you have a CLTS account.

To obtain your Username and Authorization code call 1-877-909-2333 or email info@canadaid.ca

Click Submit Events - Directly Online.



Home | My Account | Inventory | **Events** | Search | Certificate/Manifest

Welcome back Feed Lot

Submit Events - Directly Online

Submit Events - File Upload

Make sure you have a valid email address on file. Providing an email address will greatly improve our ability to serve you. Your current email is feedlot@feed.ca, Please click here to update it.

In the [CLTS Resource Centre](#) (CRC), you will find step-by-step instructions that will make the CLTS easier to use. You will also find templates that you can complete and use to submit information to the CLTS.

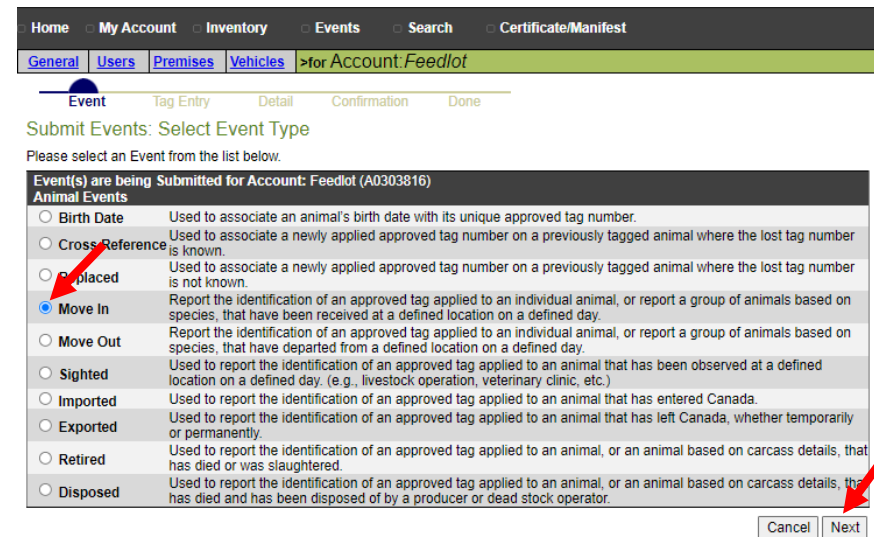
Submit Tag/Animal Event Information

- Option 1: Directly Online** - Submit tag and animal information, including animal birth dates, through online forms. (Best option for high speed or satellite users)
- Option 2: File Upload** - Submit tag and animal information, including animal birth dates, through a spreadsheet file. (Best option for dial-up users)

Recent Transactions

Transaction ID	Submission Date	Status	Results
TR33343MAFP	15-Feb-2022 22:25 MST	Completed	2
TR33343MANJ	15-Feb-2022 22:25 MST	Completed	2
TR33343MAKP	15-Feb-2022 22:24 MST	Active	2

Select Move-In, then click Next.



Home | My Account | Inventory | Events | Search | Certificate/Manifest

General | Users | Premises | Vehicles | >for Account: Feedlot

Event | Tag Entry | Detail | Confirmation | Done

Submit Events: Select Event Type

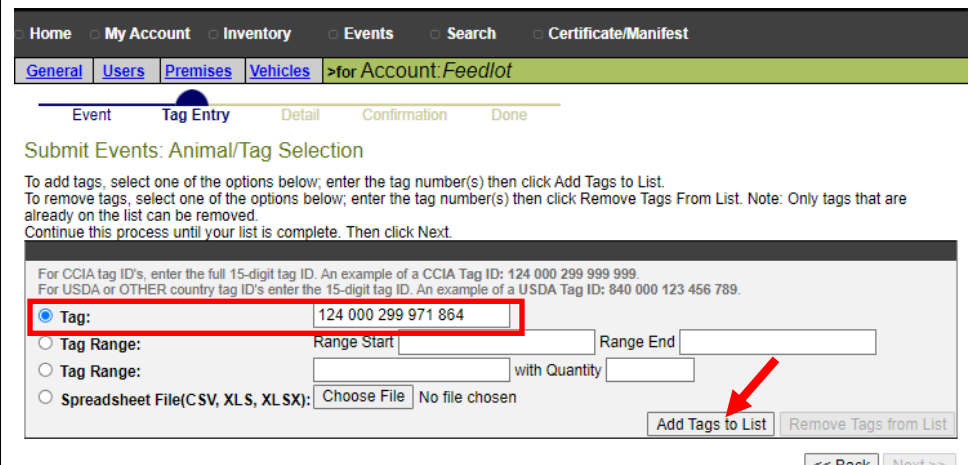
Please select an Event from the list below.

Event(s) are being Submitted for Account: Feedlot (A0303816)

Animal Events

- Birth Date: Used to associate an animal's birth date with its unique approved tag number.
- Cross Reference: Used to associate a newly applied approved tag number on a previously tagged animal where the lost tag number is known.
- Replaced: Used to associate a newly applied approved tag number on a previously tagged animal where the lost tag number is not known.
- Move In**: Report the identification of an approved tag applied to an individual animal, or report a group of animals based on species, that have been received at a defined location on a defined day.
- Move Out: Report the identification of an approved tag applied to an individual animal, or report a group of animals based on species, that have departed from a defined location on a defined day.
- Sighted: Used to report the identification of an approved tag applied to an animal that has been observed at a defined location on a defined day. (e.g., livestock operation, veterinary clinic, etc.)
- Imported: Used to report the identification of an approved tag applied to an animal that has entered Canada.
- Exported: Used to report the identification of an approved tag applied to an animal that has left Canada, whether temporarily or permanently.
- Retired: Used to report the identification of an approved tag applied to an animal, or an animal based on carcass details, that has died or was slaughtered.
- Disposed: Used to report the identification of an approved tag applied to an animal, or an animal based on carcass details, that has died and has been disposed of by a producer or dead stock operator.

There are **four** options to choose from to add tags/indicators to your list. All options can be used to create your list, but only one option can be used at a time. **Enter the tag/indicator number(s), then click Add Tags to List.**



Home | My Account | Inventory | Events | Search | Certificate/Manifest

General | Users | Premises | Vehicles | >for Account: Feedlot

Event | **Tag Entry** | Detail | Confirmation | Done

Submit Events: Animal/Tag Selection

To add tags, select one of the options below; enter the tag number(s) then click Add Tags to List.

To remove tags, select one of the options below; enter the tag number(s) then click Remove Tags From List. Note: Only tags that are already on the list can be removed.

Continue this process until your list is complete. Then click Next.

For CCIA tag ID's, enter the full 15-digit tag ID. An example of a CCIA Tag ID: 124 000 299 999 999.
For USDA or OTHER country tag ID's enter the 15-digit tag ID. An example of a USDA Tag ID: 840 000 123 456 789.

Tag:

Tag Range: Range Start Range End

Tag Range: with Quantity

Spreadsheet File(CSV, XLS, XLSX): No file chosen

<< Back Next >>

The tag/indicator numbers will appear at the bottom of the screen under “**List of tags associated with the event**”.

Once your list is complete, click **Next**.

For USDA or OTHER country tag to enter the 15-digit tag ID. For example of a USDA Tag ID: 840 000 123 456 789.

Tag:
 Tag Range: Range Start Range End
 Tag Range: with Quantity
 Spreadsheet File(CSV, XLS, XL SX): No file chosen

List of Tags Associated with the Event

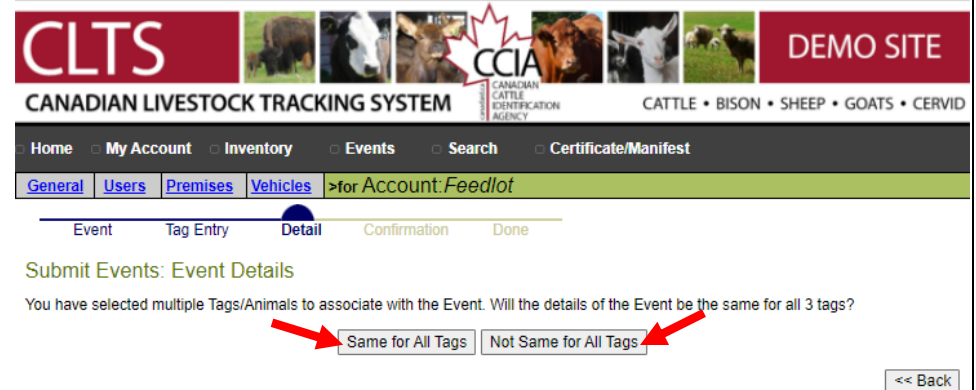
<<Hide List of Tags to Associate with the Event

Action	Entry Type	Details	Division	File Name	Count
Add	Tag	124000299971864 (CCIA)	Beef		1
Add	Tag Range	124000299972676 to 124000299972677 (CCIA)	Beef		2

If you have more than one tag/indicator on your list the below options will appear.

Same for All Tags will apply the same Move In details to all tags/indicators. (skip to page 3)

Not Same for All Tags will allow you to apply different Move In details to each tag/indicator. (see next step below)



CLTS
CANADIAN LIVESTOCK TRACKING SYSTEM
CATTLE • BISON • SHEEP • GOATS • CERVID

DEMO SITE

Home My Account Inventory Events Search Certificate/Manifest

General Users Premises Vehicles >for Account: Feedlot

Event Tag Entry **Detail** Confirmation Done

Submit Events: Event Details

You have selected multiple Tags/Animals to associate with the Event. Will the details of the Event be the same for all 3 tags?

<< Back

Not Same for All Tags Step 1: Select tags/indicators to enter details for. If needed, click the **blue plus sign** to view all tags/indicators in a range.

Once all tags with the same event information are selected, click **Apply Event Details to Selected Tags**. and go to the next step.

Home My Account Inventory Events Search Certificate/Manifest

General Users Premises Vehicles >for Account: Feedlot

Event Tag Entry **Detail** Confirmation Done

Submit Events: Event Details for Specific Tags

Click on the (+) to view or select tags in a tag range.

Entry Type	Details	Division	Count	Status
<input checked="" type="checkbox"/> Tag	124000299971864 (CCIA)	Beef	1	Incomplete
<input type="checkbox"/> Tag Range (+)	124000299972676 to 124000299972677 (CCIA)	Beef	2	Incomplete

Same for All Tags and Not Same for All Tags Step 2.

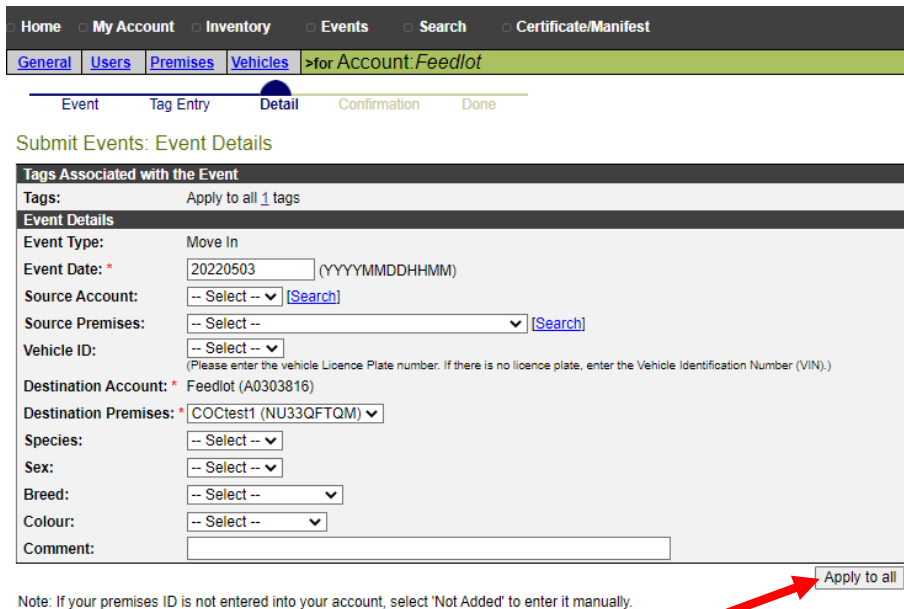
The following information is required for this event:

Event Date: select the date the animals moved in to the premises from the pop-out calendar.

Destination Account: Your account name and number will appear automatically.

Destination Premises: Select or enter the premises the animals are arriving to from the drop-down menu.

Once all your information has been entered, confirm it is correct, then click **Apply to All** (Not same for all tags) OR **Next** (Same for all tags).



Home | My Account | Inventory | Events | Search | Certificate/Manifest

General | Users | Premises | Vehicles | >for Account: Feedlot

Event | Tag Entry | **Detail** | Confirmation | Done

Submit Events: Event Details

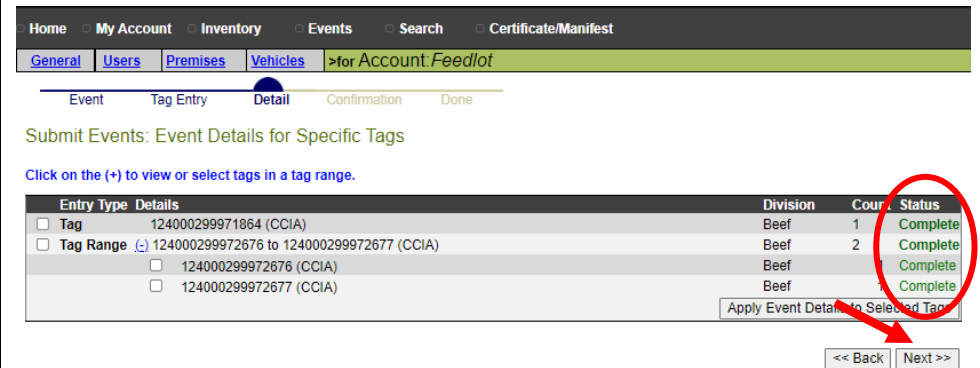
Tags Associated with the Event
Tags: Apply to all 1 tags

Event Details
Event Type: Move In
Event Date: * 20220503 (YYYYMMDDHHMM)
Source Account: -- Select -- [Search]
Source Premises: -- Select -- [Search]
Vehicle ID: -- Select -- (Please enter the vehicle Licence Plate number. If there is no licence plate, enter the Vehicle Identification Number (VIN).)
Destination Account: * Feedlot (A0303816)
Destination Premises: * COCtest1 (NU33QFTQM)
Species: -- Select --
Sex: -- Select --
Breed: -- Select --
Colour: -- Select --
Comment:

Note: If your premises ID is not entered into your account, select 'Not Added' to enter it manually.

Apply to all

Not Same for All Tags Step 3: If entering individual information, once you click **Apply to All** you will return to the **tag/indicator list**. Repeat Steps 1 and 2 until all tags/indicators have a **Complete** status, then click **Next**.



Home | My Account | Inventory | Events | Search | Certificate/Manifest

General | Users | Premises | Vehicles | >for Account: Feedlot

Event | Tag Entry | **Detail** | Confirmation | Done

Submit Events: Event Details for Specific Tags

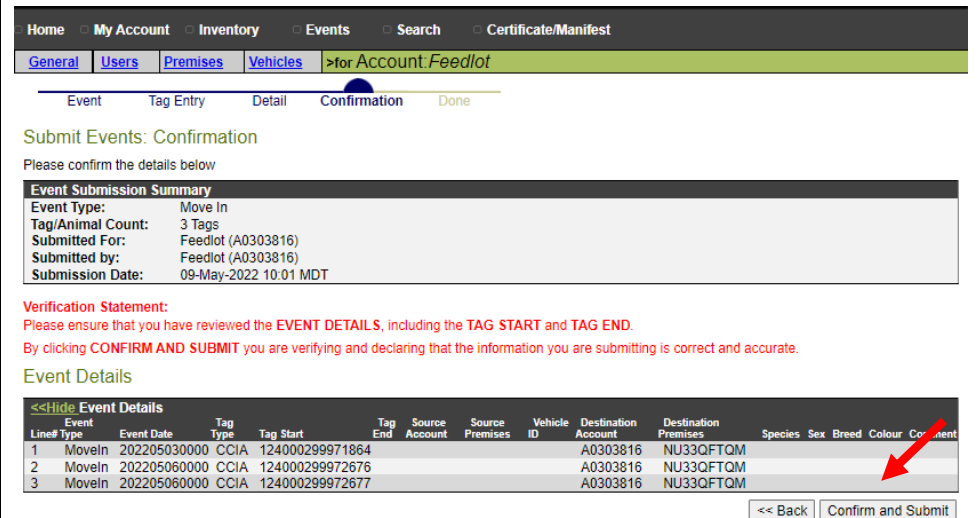
Click on the (+) to view or select tags in a tag range.

Entry Type	Details	Division	Cour.	Status
<input type="checkbox"/> Tag	124000299971864 (CCIA)	Beef	1	Complete
<input type="checkbox"/> Tag Range (-)	124000299972676 to 124000299972677 (CCIA)	Beef	2	Complete
<input type="checkbox"/>	124000299972676 (CCIA)	Beef		Complete
<input type="checkbox"/>	124000299972677 (CCIA)	Beef		Complete

Apply Event Details to Selected Tags

<< Back | Next >>

Review and confirm the event details, if correct, click **Confirm and Submit**. If anything needs changing, click **Back** to make them.



Home | My Account | Inventory | Events | Search | Certificate/Manifest

General | Users | Premises | Vehicles | >for Account: Feedlot

Event | Tag Entry | Detail | **Confirmation** | Done

Submit Events: Confirmation

Please confirm the details below

Event Submission Summary
Event Type: Move In
Tag/Animal Count: 3 Tags
Submitted For: Feedlot (A0303816)
Submitted by: Feedlot (A0303816)
Submission Date: 09-May-2022 10:01 MDT

Verification Statement:
Please ensure that you have reviewed the **EVENT DETAILS**, including the **TAG START** and **TAG END**.
By clicking **CONFIRM AND SUBMIT** you are verifying and declaring that the information you are submitting is correct and accurate.

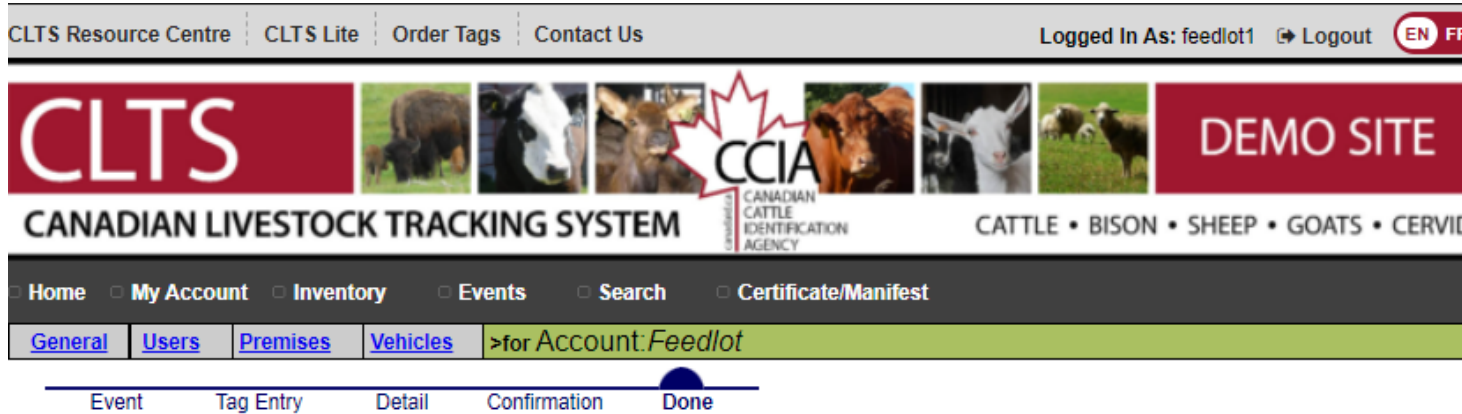
Event Details

<<Hide Event Details

Line#	Type	Event Date	Tag Type	Tag Start	Tag End	Source Account	Source Premises	Vehicle ID	Destination Account	Destination Premises	Species	Sex	Breed	Colour	Comment
1	MoveIn	202205030000	CCIA	124000299971864					A0303816	NU33QFTQM					
2	MoveIn	202205060000	CCIA	124000299972676					A0303816	NU33QFTQM					
3	MoveIn	202205060000	CCIA	124000299972677					A0303816	NU33QFTQM					

<< Back | Confirm and Submit

A **transaction ID** will be assigned to your submission. It is recommended to make note of the transaction ID in your records, and to check your transaction status by clicking on the transaction ID number to ensure the information is processed successfully.



The screenshot shows the CLTS (Canadian Livestock Tracking System) web application interface. At the top, there is a navigation bar with links for "CLTS Resource Centre", "CLTS Lite", "Order Tags", and "Contact Us". On the right side of the navigation bar, it shows the user is logged in as "feedlot1" with a "Logout" button and language options for "EN" and "FR". Below the navigation bar is a banner area with the "CLTS" logo, a row of images showing various livestock (bison, cow, deer, sheep, goat), the "CCIA" logo, and a "DEMO SITE" button. Underneath the banner, the text "CANADIAN LIVESTOCK TRACKING SYSTEM" is displayed, followed by "CATTLE • BISON • SHEEP • GOATS • CERVID". A secondary navigation bar contains links for "Home", "My Account", "Inventory", "Events", "Search", and "Certificate/Manifest". Below this, there is a green bar with "General", "Users", "Premises", and "Vehicles" tabs, and a dropdown menu for "Account: Feedlot". A breadcrumb trail at the bottom of the navigation area shows "Event", "Tag Entry", "Detail", "Confirmation", and "Done", with "Done" being the active page.

Submit Events: Done

Your request has been submitted for processing.

For your reference, the transaction ID **TR33343NE6T** has been assigned to this request. You can view the status of this request through the [Request History](#) feature, or you can [submit other Events](#).

PLEASE NOTE: It is recommended that users check the status of the Transaction ID numbers (through the Request History) to ensure files were successfully processed.

For more CLTS database user guides, visit support.canadaid.ca