

**Sighted: Used to report the identification of an approved tag/indicator applied to an animal that has been observed at a defined location on a defined day (e.g. livestock operation, veterinary clinic, etc.)**

**Login to [clts.canadaid.ca](http://clts.canadaid.ca).** If you do not know your username or password, contact CCIA at [info@canadaid.ca](mailto:info@canadaid.ca) or **1-877-909-2333**.



CCIA Resource Centre | CLTS Lite | Order Tags | Bilingual | Contact Us | Login

# CLTS

## CANADIAN LIVESTOCK TRACKING SYSTEM

CATTLE • BISON • SHEEP • GOATS • CERVID

**User Login**  
Please enter your login information below.

**Login**

Username:

Password:

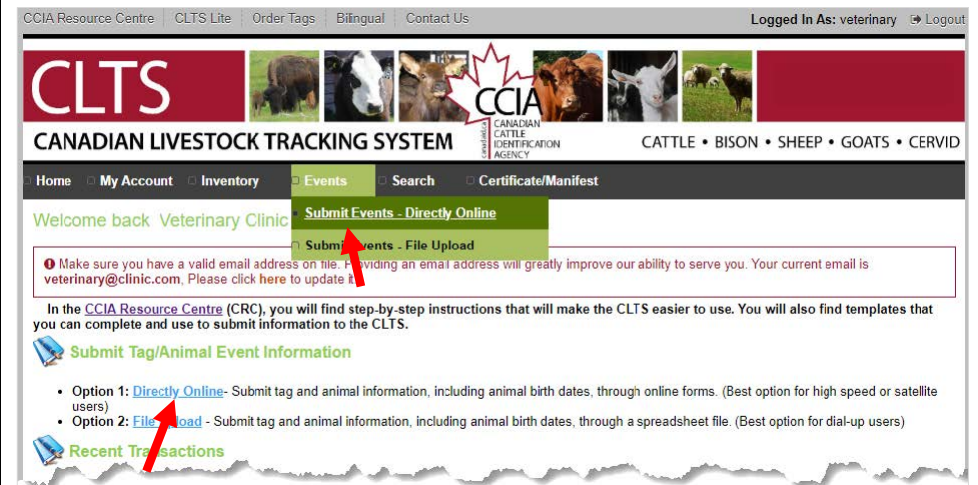
Forgo: your password? [Click Here](#)  
Need to activate your account with Authorization code, [Click here](#)

**Welcome to the CLTS!**

If you have ever purchased cattle, sheep, bison, goat or cervid tags then you have a CLTS account.

To obtain your Username and Authorization code call 1-877-909-2333 or email [info@canadaid.ca](mailto:info@canadaid.ca)

**Click Submit Events - Directly Online.**



CCIA Resource Centre | CLTS Lite | Order Tags | Bilingual | Contact Us | Logged In As: veterinary | Logout

# CLTS

## CANADIAN LIVESTOCK TRACKING SYSTEM

CATTLE • BISON • SHEEP • GOATS • CERVID

Home | My Account | Inventory | **Events** | Search | Certificate/Manifest

Welcome back Veterinary Clinic | **Submit Events - Directly Online**

**Submit Events - File Upload**

Make sure you have a valid email address on file. Providing an email address will greatly improve our ability to serve you. Your current email is [veterinary@clinic.com](mailto:veterinary@clinic.com). Please [click here](#) to update it.

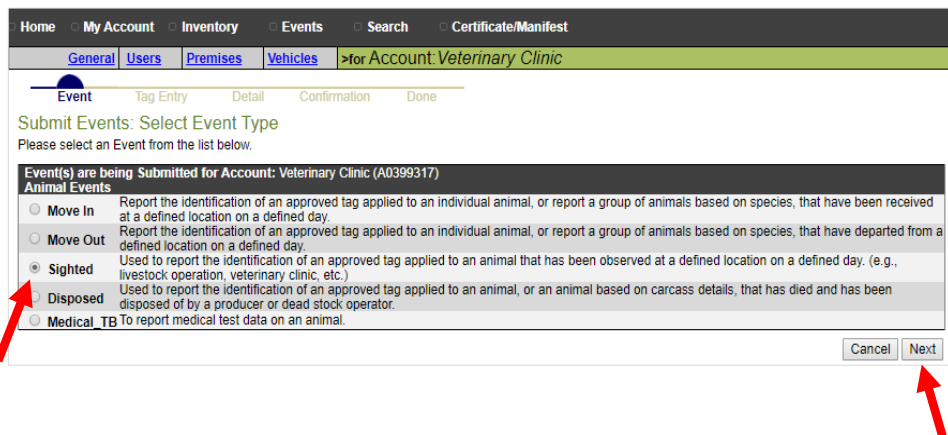
In the [CCIA Resource Centre \(CRC\)](#), you will find step-by-step instructions that will make the CLTS easier to use. You will also find templates that you can complete and use to submit information to the CLTS.

**Submit Tag/Animal Event Information**

- Option 1: **Directly Online** - Submit tag and animal information, including animal birth dates, through online forms. (Best option for high speed or satellite users)
- Option 2: **File Upload** - Submit tag and animal information, including animal birth dates, through a spreadsheet file. (Best option for dial-up users)

**Recent Transactions**

**Select Sighted, then click Next.**



Home | My Account | Inventory | Events | Search | Certificate/Manifest

General | Users | Premises | Vehicles | >for Account: Veterinary Clinic

Event | Tag Entry | Detail | Confirmation | Done

**Submit Events: Select Event Type**  
Please select an Event from the list below.

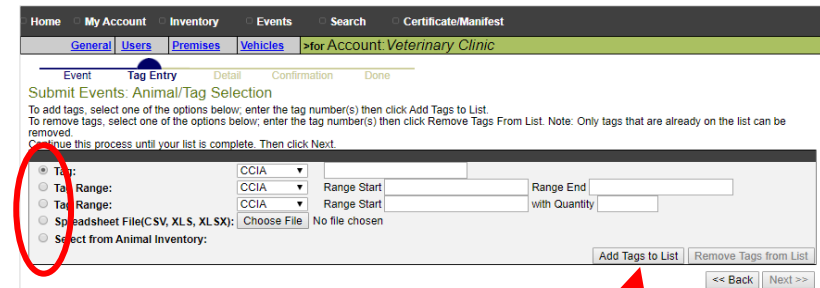
Event(s) are being Submitted for Account: Veterinary Clinic (A0399317)

**Animal Events**

- Move In Report the identification of an approved tag applied to an individual animal, or report a group of animals based on species, that have been received at a defined location on a defined day.
- Move Out Report the identification of an approved tag applied to an individual animal, or report a group of animals based on species, that have departed from a defined location on a defined day.
- Sighted** Used to report the identification of an approved tag applied to an animal that has been observed at a defined location on a defined day. (e.g., livestock operation, veterinary clinic, etc.)
- Disposed Used to report the identification of an approved tag applied to an animal, or an animal based on carcass details, that has died and has been disposed of by a producer or dead stock operator.
- Medical\_TB To report medical test data on an animal.

There are **five** options to choose from to add tags/indicators to your list. All of the options can be used to create your list, but only one option can be used at a time.

**Enter the tag/indicator number(s) then click Add Tags to List.** The tag/indicator numbers will appear at the bottom of the screen under **List of Tags Associated with the Event**. Once your list is complete, click **Next**.



Home | My Account | Inventory | Events | Search | Certificate/Manifest

General | Users | Premises | Vehicles | >for Account: Veterinary Clinic

Event | Tag Entry | Detail | Confirmation | Done

**Submit Events: Animal/Tag Selection**

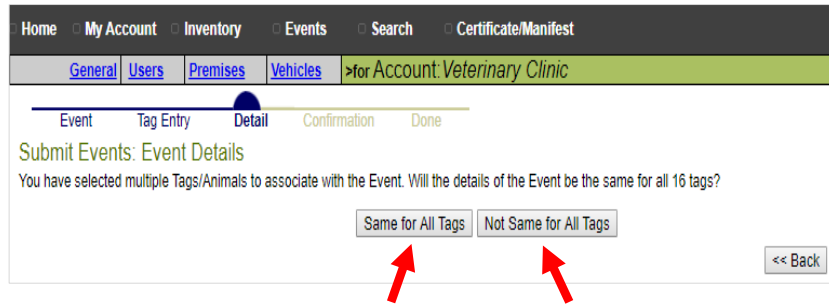
To add tags, select one of the options below, enter the tag number(s) then click Add Tags to List.  
To remove tags, select one of the options below, enter the tag number(s) then click Remove Tags From List. Note: Only tags that are already on the list can be removed.  
Continue this process until your list is complete. Then click Next.

- Tag Range:** CCIA | Range Start: | Range End: | with Quantity: |
- Tag Range: CCIA | Range Start: | Range End: | with Quantity: |
- Spreadsheet File(CSV, XLS, XL SX): Choose File | No file chosen
- Select from Animal Inventory:

<< Back | Next >>

If you have more than one tag/indicator on your list the below options will appear.

**Same for All Tags** will apply the same Sighted details to all animals/tags.  
**Not Same for All Tags** will allow you to apply different Sighted details to each animal/tag.



Home | My Account | Inventory | Events | Search | Certificate/Manifest

General | Users | Premises | Vehicles | >for Account: Veterinary Clinic

Event | Tag Entry | Detail | Confirmation | Done

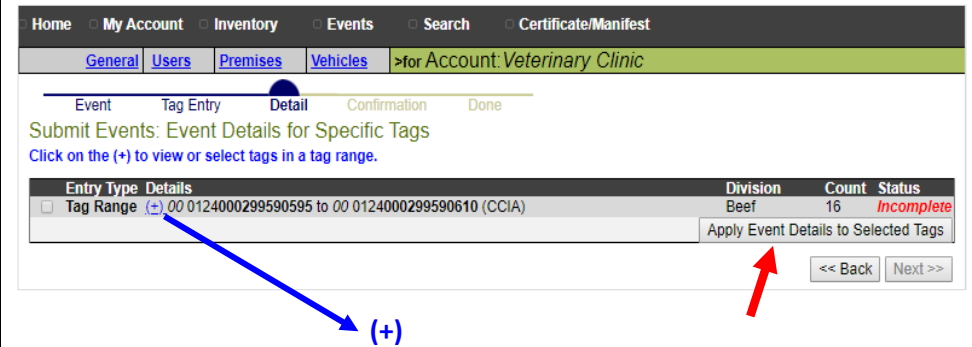
Submit Events: Event Details

You have selected multiple Tags/Animals to associate with the Event. Will the details of the Event be the same for all 16 tags?

Same for All Tags | Not Same for All Tags | << Back

Not Same for All Tags: Select tags/indicators to enter details for. If needed, click the **blue plus sign** to view all tags/indicators in a range.

Once selected, click **Apply Event Details to Selected Tags**.



Home | My Account | Inventory | Events | Search | Certificate/Manifest

General | Users | Premises | Vehicles | >for Account: Veterinary Clinic

Event | Tag Entry | Detail | Confirmation | Done

Submit Events: Event Details for Specific Tags

Click on the (+) to view or select tags in a tag range.

Entry Type Details	Division	Count	Status
<input type="checkbox"/> Tag Range (+) 00 0124000299590595 to 00 0124000299590610 (CCIA)	Beef	16	Incomplete

Apply Event Details to Selected Tags | << Back | Next >>

You will arrive at the **Submit Event: Event Details** screen.

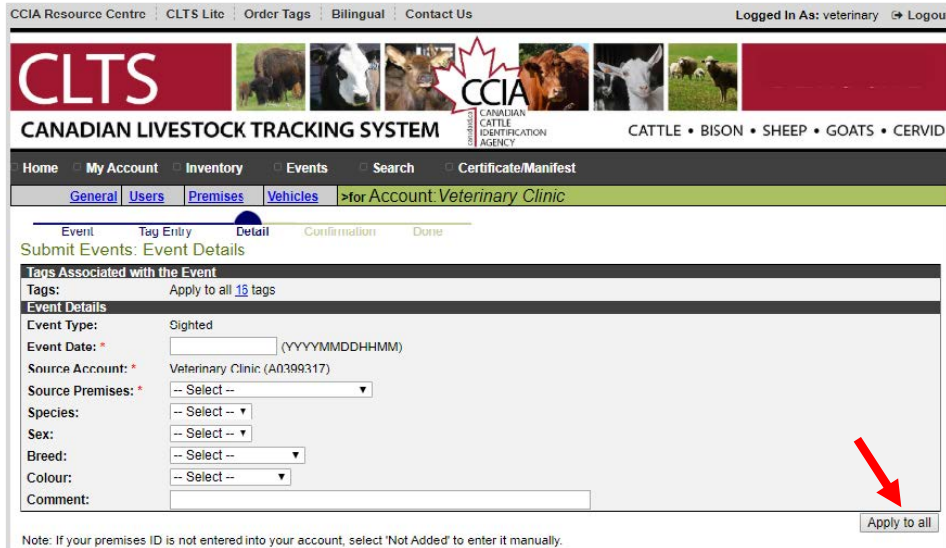
The following information is required:

**Event Date:** select the date the animals were sighted on the premises from the pop-out calendar.

**Source Account:** Your account name and number will appear automatically.

**Source Premises:** Select or enter the premises the animals arrived on.

Once all your information has been entered, confirm it is correct, then click **Apply to All OR Next**.



CCIA Resource Centre | CLTS Lite | Order Tags | Bilingual | Contact Us | Logged In As: veterinary | Logout

**CLTS** CANADIAN LIVESTOCK TRACKING SYSTEM CATTLE • BISON • SHEEP • GOATS • CERVID

Home | My Account | Inventory | Events | Search | Certificate/Manifest

General | Users | Premises | Vehicles | >for Account: Veterinary Clinic

Event | Tag Entry | **Detail** | Confirmation | Done

Submit Events: Event Details

Click on the (+) to view or select tags in a tag range.

**Tags Associated with the Event**  
Tags: Apply to all 16 tags

**Event Details**

Event Type: Sighted

Event Date: \* (YYYYMMDDHHMM)

Source Account: \* Veterinary Clinic: (A0399317)

Source Premises: \* -- Select --

Species: -- Select --

Sex: -- Select --

Breed: -- Select --

Colour: -- Select --

Comment:

Note: If your premises ID is not entered into your account, select 'Not Added' to enter it manually.

If entering individual information, if you click **Apply to All** it will take you back to the **tag/indicator list** before going to the confirmation screen. Otherwise, click the **Tag/Indicator Range** box and select which tags/indicators to select, then **Apply Event Details to Selected Tags**.



CCIA Resource Centre | CLTS Lite | Order Tags | Bilingual | Contact Us | Logged In As: veterinary | Logout

**CLTS** CANADIAN LIVESTOCK TRACKING SYSTEM CATTLE • BISON • SHEEP • GOATS • CERVID

Home | My Account | Inventory | Events | Search | Certificate/Manifest

General | Users | Premises | Vehicles | >for Account: Veterinary Clinic

Event | Tag Entry | **Detail** | Confirmation | Done

Submit Events: Event Details for Specific Tags

Click on the (+) to view or select tags in a tag range.

Entry Type	Details	Division	Count	Status
<input type="checkbox"/>	Tag Range (+) 00 0124000299590595 to 00 0124000299590610 (CCIA)	Beef	16	Incomplete

<< Back | Next >>

Review and confirm the event details, then click **Confirm and Submit**.

Home | My Account | Inventory | Events | Search | Certificate/Manifest

General | Users | Premises | Vehicles | >for Account: *Veterinary Clinic*

Event | Tag Entry | Detail | Confirmation | Done

Submit Events: Confirmation

Please confirm the details below

**Event Submission Summary**

Event Type: Sighted  
 Tag/Animal Count: 16 Tags  
 Submitted For: Veterinary Clinic (A0399317)  
 Submitted by: Veterinary Clinic (A0399317)  
 Submission Date: 12-Nov-2019 11:59 MST

**Verification Statement:**  
 Please ensure that you have reviewed the **EVENT DETAILS**, including the **TAG START** and **TAG END**.  
 By clicking **CONFIRM AND SUBMIT** you are verifying and declaring that the information you are submitting is correct and accurate.

**Event Details**

Line#	Event Type	Event Date	Tag Type	Tag Start	Tag End	Source Account	Source Premises	Species	Sex	Breed	Colour	Comment
1	Sighted	201911060000	CCIA	00 0124000299590595		A0399317	SK337Q7DV					
2	Sighted	201911060000	CCIA	00 0124000299590596		A0399317	SK337Q7DV					
3	Sighted	201911060000	CCIA	00 0124000299590597		A0399317	SK337Q7DV					
4	Sighted	201911060000	CCIA	00 0124000299590598		A0399317	SK337Q7DV					
5	Sighted	201911060000	CCIA	00 0124000299590599		A0399317	SK337Q7DV					
6	Sighted	201911060000	CCIA	00 0124000299590600		A0399317	SK337Q7DV					
7	Sighted	201911060000	CCIA	00 0124000299590601		A0399317	SK337Q7DV					
8	Sighted	201911060000	CCIA	00 0124000299590602		A0399317	SK337Q7DV					
9	Sighted	201911060000	CCIA	00 0124000299590603		A0399317	SK337Q7DV					
10	Sighted	201911060000	CCIA	00 0124000299590604		A0399317	SK337Q7DV					
11	Sighted	201911060000	CCIA	00 0124000299590605		A0399317	SK337Q7DV					
12	Sighted	201911060000	CCIA	00 0124000299590606		A0399317	SK337Q7DV					
13	Sighted	201911060000	CCIA	00 0124000299590607		A0399317	SK337Q7DV					
14	Sighted	201911060000	CCIA	00 0124000299590608		A0399317	SK337Q7DV					
15	Sighted	201911060000	CCIA	00 0124000299590609		A0399317	SK337Q7DV					
16	Sighted	201911060000	CCIA	00 0124000299590610		A0399317	SK337Q7DV					

<< Back | Confirm and Submit



A **transaction ID** has been assigned to your submission. It is recommended to make note of the transaction ID in your records, and to check your transaction status by clicking on the transaction ID number to ensure the information is processed successfully.

CCIA Resource Centre | CLTS Lite | Order Tags | Bilingual | Contact Us | Logged In As: *veterinary* | Logout

**CLTS** CANADIAN LIVESTOCK TRACKING SYSTEM

CATTLE • BISON • SHEEP • GOATS • CERVID

Home | My Account | Inventory | Events | Search | Certificate/Manifest

General | Users | Premises | Vehicles | >for Account: *Veterinary Clinic*

Event | Tag Entry | Detail | Confirmation | Done

Submit Events: Done

Your request has been submitted for processing.

For your reference, the transaction ID **TR333434QNP** has been assigned to this request. You can view the status of this request through the [Request History](#) feature, or you can [submit other Events](#).

**PLEASE NOTE:** it is recommended that users check the status of the Transaction ID numbers (through the Request History) to ensure files were successfully processed.

For more CLTS database user guides, visit [support.canadaid.ca](http://support.canadaid.ca)