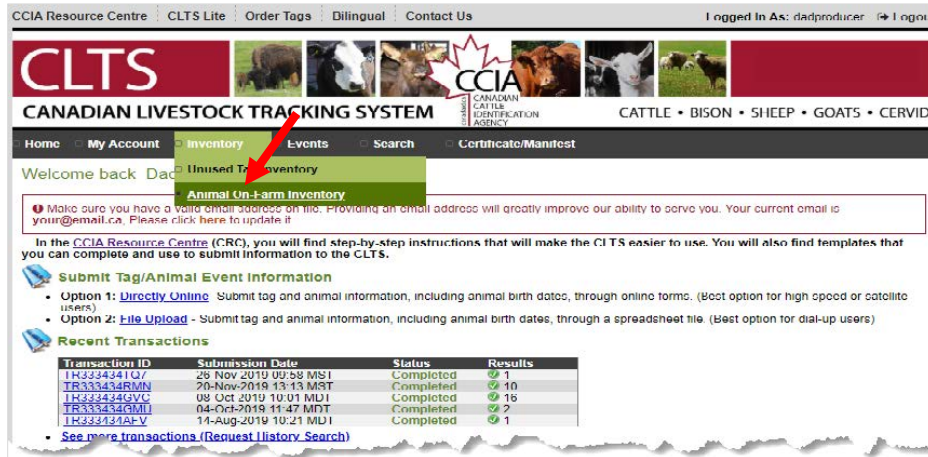


**Update In-Herd ID in Animal On-Farm Inventory: This section will instruct on customizing your in-herd ID in animal on-farm inventory and use in-herd ID for tag (indicator)/animal history in CLTS.**

After logging in to your CLTS account, select the Inventory sub-menu and the **Animal On-Farm Inventory** option.



CCIA Resource Centre | CLTS Lite | Order Tags | Bilingual | Contact Us | Logged In As: dadproducer | Logout

**CLTS**  
CANADIAN LIVESTOCK TRACKING SYSTEM  
CATTLE • BISON • SHEEP • GOATS • CERVID

Home | My Account | **Inventory** | Events | Search | Certificate/Manifest

Welcome back, Dad | **Animal On-Farm Inventory**

Make sure you have a valid email address on file. Providing an email address will greatly improve our ability to serve you. Your current email is your@email.ca. Please click here to update it.

In the CCIA Resource Centre (CRC), you will find step-by-step instructions that will make the CLTS easier to use. You will also find templates that you can complete and use to submit information to the CLTS.

**Submit Tag/Animal Event Information**

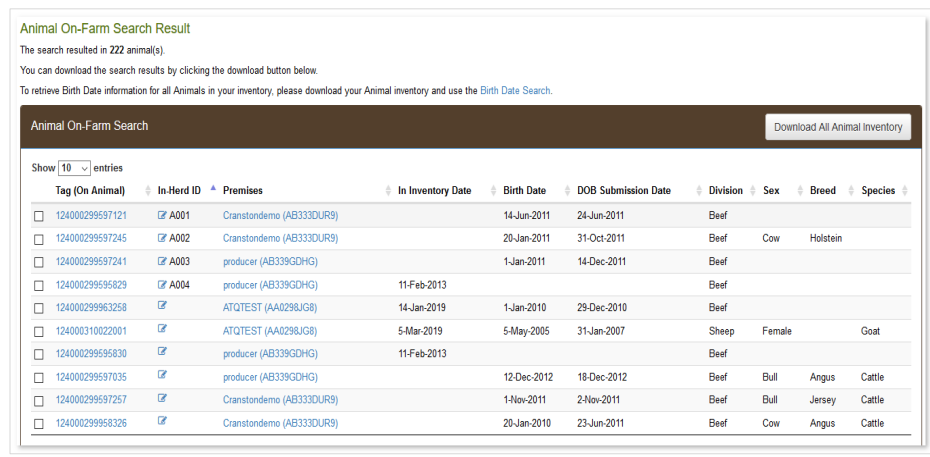
- Option 1: [Directly Online](#) - Submit tag and animal information, including animal birth dates, through online forms. (Best option for high speed or cattle/lite users)
- Option 2: [File Upload](#) - Submit tag and animal information, including animal birth dates, through a spreadsheet file. (Best option for dial-up users)

**Recent Transactions**

| Transaction ID | Submission Date       | Status    | Results |
|----------------|-----------------------|-----------|---------|
| TR333434107    | 29-Nov-2019 09:39 MST | Completed | 1       |
| TR333434RMN    | 20-Nov-2019 13:13 MST | Completed | 10      |
| TR333434GVC    | 08-Oct-2019 10:01 MDI | Completed | 16      |
| TR333434GMI    | 04-Oct-2019 11:47 MDT | Completed | 2       |
| TR333434AEV    | 14-Aug-2019 10:21 MDI | Completed | 1       |

[See more transactions / \(Request History Search\)](#)

You can view your animal on-farm inventory where a new column, "In-Herd ID" will now be displayed in the result.



Animal On-Farm Search Result

The search resulted in 222 animal(s).  
You can download the search results by clicking the download button below.  
To retrieve Birth Date information for all Animals in your inventory, please download your Animal inventory and use the Birth Date Search.

Animal On-Farm Search | Download All Animal Inventory

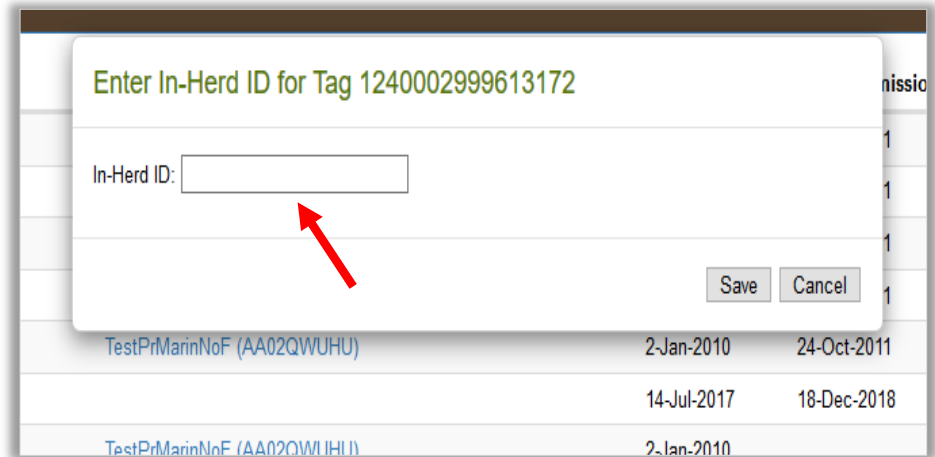
Show 10 entries

| Tag (On Animal)                          | In-Herd ID                               | Premises                 | In Inventory Date | Birth Date  | DOB Submission Date | Division    | Sex   | Breed    | Species |
|--|--|--------------------------|-------------------|-------------|---------------------|-------------|-------|----------|---------|
| <input type="checkbox"/> 124000299597121 | <input checked="" type="checkbox"/> A001 | Cranstondemo (AB333DUR9) |                   | 14-Jun-2011 | 24-Jun-2011         | Beef        |       |          |         |
| <input type="checkbox"/> 124000299597245 | <input checked="" type="checkbox"/> A002 | Cranstondemo (AB333DUR9) |                   | 20-Jan-2011 | 31-Oct-2011         | Beef        | Cow   | Holstein |         |
| <input type="checkbox"/> 124000299597241 | <input checked="" type="checkbox"/> A003 | producer (AB339GDHG)     |                   | 1-Jan-2011  | 14-Dec-2011         | Beef        |       |          |         |
| <input type="checkbox"/> 124000299595829 | <input checked="" type="checkbox"/> A004 | producer (AB339GDHG)     | 11-Feb-2013       |             |                     | Beef        |       |          |         |
| <input type="checkbox"/> 124000299963258 | <input checked="" type="checkbox"/>      | ATQTEST (AA0298JG8)      |                   | 14-Jan-2019 | 1-Jan-2010          | 29-Dec-2010 | Beef  |          |         |
| <input type="checkbox"/> 124000310022001 | <input checked="" type="checkbox"/>      | ATQTEST (AA0298JG8)      |                   | 5-Mar-2019  | 5-May-2005          | 31-Jan-2007 | Sheep | Female   | Goat    |
| <input type="checkbox"/> 124000299595830 | <input checked="" type="checkbox"/>      | producer (AB339GDHG)     | 11-Feb-2013       |             |                     | Beef        |       |          |         |
| <input type="checkbox"/> 124000299597035 | <input checked="" type="checkbox"/>      | producer (AB339GDHG)     |                   | 12-Dec-2012 | 18-Dec-2012         | Beef        | Bull  | Angus    | Cattle  |
| <input type="checkbox"/> 124000299597257 | <input checked="" type="checkbox"/>      | Cranstondemo (AB333DUR9) |                   | 1-Nov-2011  | 2-Nov-2011          | Beef        | Bull  | Jersey   | Cattle  |
| <input type="checkbox"/> 124000299598326 | <input checked="" type="checkbox"/>      | Cranstondemo (AB333DUR9) |                   | 20-Jan-2010 | 23-Jun-2011         | Beef        | Cow   | Angus    | Cattle  |

You are able to add, update or delete the In-Herd ID by clicking the edit icon.

| Tag (On Animal) | In-Herd ID                               | Premises                 |
|-----------------|--|--------------------------|
| 124000299597121 | <input checked="" type="checkbox"/> A001 | Cranstondemo (AB333DUR9) |
| 124000299597245 | <input checked="" type="checkbox"/> A002 | Cranstondemo (AB333DUR9) |
| 124000299597241 | <input checked="" type="checkbox"/> A003 | producer (AB339GDHG)     |
| 124000299595829 | <input checked="" type="checkbox"/> A004 | producer (AB339GDHG)     |
| 124000299963258 | <input checked="" type="checkbox"/>      | ATQTEST (AA0298JG8)      |
| 124000310022001 | <input checked="" type="checkbox"/>      | ATQTEST (AA0298JG8)      |
| 124000299595830 | <input checked="" type="checkbox"/>      | producer (AB339GDHG)     |
| 124000299597035 | <input checked="" type="checkbox"/>      | producer (AB339GDHG)     |
| 124000299597257 | <input checked="" type="checkbox"/>      | Cranstondemo (AB333DUR9) |

A popup window appears. Enter your in-herd ID and click Save. The new in-herd ID will be saved to CLTS.



Enter In-Herd ID for Tag 1240002999613172

In-Herd ID:

Save Cancel

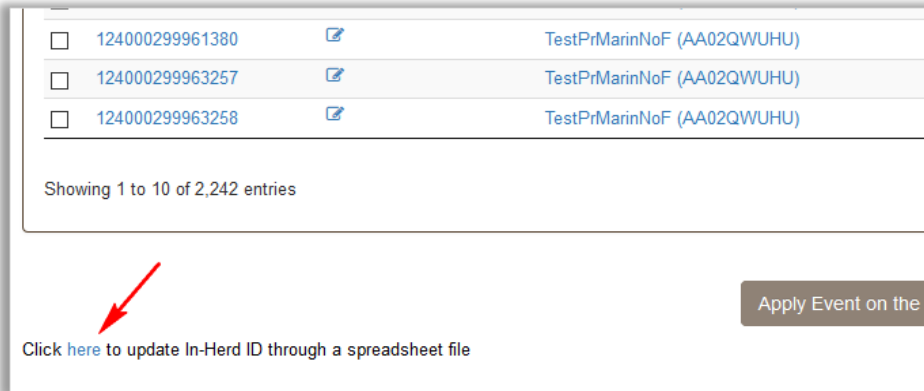
TestPrMarinNoF (AA02QWUHU) | 2-Jan-2010 | 24-Oct-2011

14-Jul-2017 | 18-Dec-2018

TestPrMarinNoF (AA02QWUHU) | 2-Jan-2010

### Update In-Herd ID via Spreadsheet File Upload

You can update a batch of in-herd ID through a spreadsheet file. On animal on-farm inventory page, click the link at the bottom.



|                          |                 |  |                            |
|--------------------------|-----------------|--|----------------------------|
| <input type="checkbox"/> | 124000299961380 |  | TestPrMarinNoF (AA02QWUHU) |
| <input type="checkbox"/> | 124000299963257 |  | TestPrMarinNoF (AA02QWUHU) |
| <input type="checkbox"/> | 124000299963258 |  | TestPrMarinNoF (AA02QWUHU) |

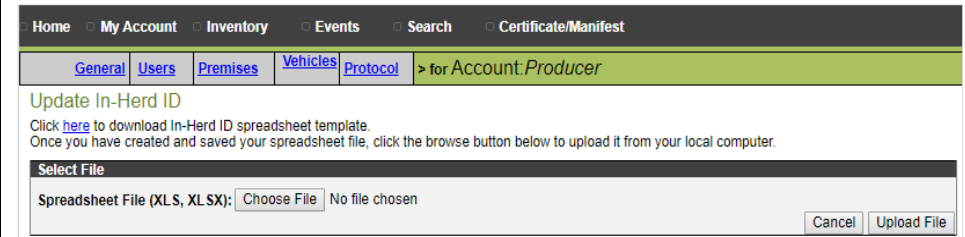
Showing 1 to 10 of 2,242 entries

Apply Event on the \$

Click [here](#) to update In-Herd ID through a spreadsheet file

A new page will appear.

An example of the spreadsheet file will be available for download. You can add one or multiple tag/indicator ID with in-herd ID in the spreadsheet.



Home | My Account | Inventory | Events | Search | Certificate/Manifest

General | Users | Premises | Vehicles | Protocol | > for Account: *Producer*

#### Update In-Herd ID

Click [here](#) to download In-Herd ID spreadsheet template.  
Once you have created and saved your spreadsheet file, click the browse button below to upload it from your local computer.

Select File

Spreadsheet File (XLS, XLSX):  No file chosen

Choose the local spreadsheet file and click "Upload File" button. Animal in-herd ID will be updated. To remove in-herd ID from one tag/indicator, leave the in-herd ID field value empty.

|    | A               | B          | C | D |
|----|-----------------|------------|---|---|
| 1  | TAG             | IN-HERD ID |   |   |
| 2  | 124000299612345 | A001       |   |   |
| 3  | 124000299963267 | A002       |   |   |
| 4  | 124000299963265 | A003       |   |   |
| 5  | 124000299963272 | A004       |   |   |
| 6  |                 |            |   |   |
| 7  |                 |            |   |   |
| 8  |                 |            |   |   |
| 9  |                 |            |   |   |
| 10 |                 |            |   |   |
| 11 |                 |            |   |   |

For more CLTS database user guides, visit [support.canadaid.ca](http://support.canadaid.ca)