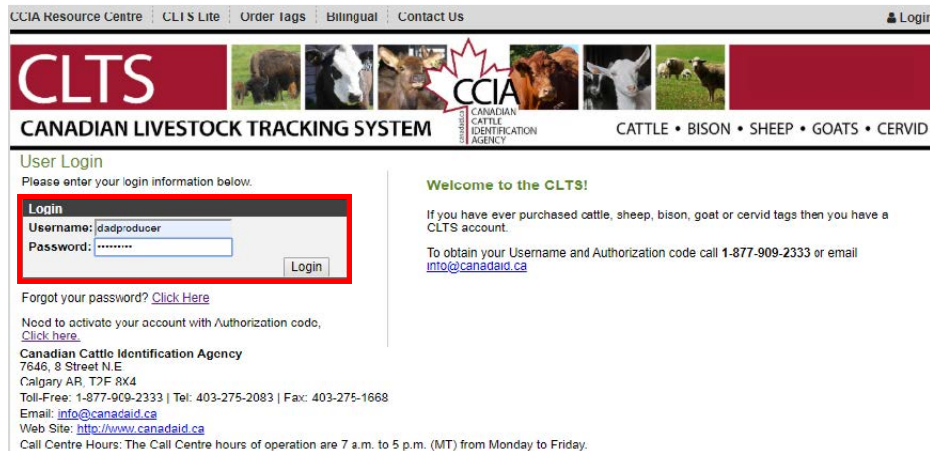


Returned: Used to report approved tag/indicator numbers sold to producers by tag/indicator manufacturers, tag/indicator distributors, or tag/indicator dealers.

Login to clts.canadaid.ca. If you do not know your username or password, contact CCIA at info@canadaid.ca or 1-877-909-2333.



CCIA Resource Centre | CLTS Lite | Order Tags | Bilingual | Contact Us | Login

CLTS
CANADIAN LIVESTOCK TRACKING SYSTEM
CATTLE • BISON • SHEEP • GOATS • CERVID

User Login
Please enter your login information below.

Login
Username: dadproducer
Password: *****
Login

Forgot your password? [Click Here](#)

Need to activate your account with Authorization code, [Click here](#).

Canadian Cattle Identification Agency
7646, 8 Street N.E
Calgary AB, T2F 8X4
Toll-Free: 1-877-909-2333 | Tel: 403-275-2083 | Fax: 403-275-1668
Email: info@canadaid.ca
Web Site: <http://www.canadaid.ca>
Call Centre Hours: The Call Centre hours of operation are 7 a.m. to 5 p.m. (MT) from Monday to Friday.

Welcome to the CLTS!
If you have ever purchased cattle, sheep, bison, goat or cervid tags then you have a CLTS account.
To obtain your Username and Authorization code call 1-877-909-2333 or email info@canadaid.ca

Click Submit Events - Directly Online.



CCIA Resource Centre | CLTS Lite | Order Tags | Bilingual | Contact Us | Logged In As: dadproducer | Logout

CLTS
CANADIAN LIVESTOCK TRACKING SYSTEM
CATTLE • BISON • SHEEP • GOATS • CERVID

Home | My Account | Inventory | **Events** | Search | Certificate/Manifest

Welcome back Dad Producer

Submit Events - Directly Online
Submit Events - File Upload

Make sure you have a valid email address on file. Providing an email address will greatly improve our ability to serve you. Your current email is your@email.ca. Please click here to update it.

In the **CCIA Resource Centre (CRC)**, you will find **step-by-step instructions** that will make the CLTS easier to use. You will also find templates that you can complete and use to submit information to the CLTS.

Submit Tag/Animal Event Information

- Option 1: **Directly Online** - Submit tag and animal information, including animal birth dates, through online forms. (Best option for high speed or satellite users)
- Option 2: **File Upload** - Submit tag and animal information, including animal birth dates, through a spreadsheet file. (Best option for dial-up users)

Recent Transactions

Select Returned, then click Next.



CCIA Resource Centre | CLTS Lite | Order Tags | Bilingual | Contact Us | Logged In As: tagdealer | Logout

CLTS
CANADIAN LIVESTOCK TRACKING SYSTEM
CATTLE • BISON • SHEEP • GOATS • CERVID

Home | My Account | Inventory | Events | Search | Certificate/Manifest

General | Users | Premises | Vehicles | >for Account: Tag Dealer

Event | Tag Entry | Detail | Confirmation | Done

Submit Events: Select Event Type
Please select an Event from the list below.

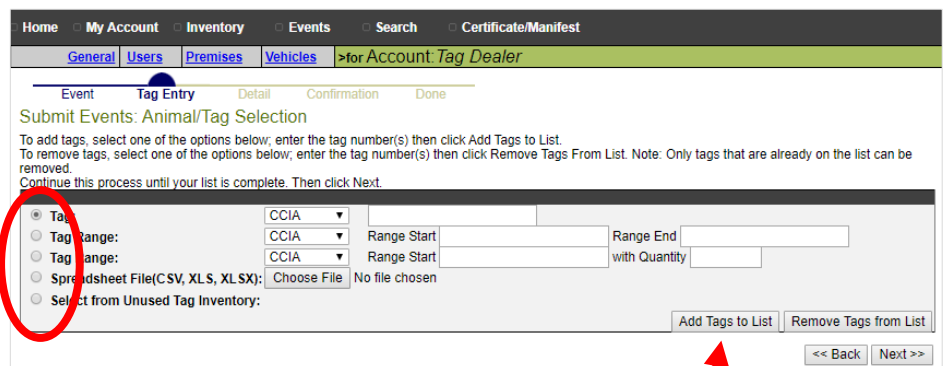
Event(s) are being Submitted for Account: Tag Dealer (A0303423)

Tag Events

- Distributed Used to report CCIA tag numbers sold by a tag manufacturer to a tag distributor, or tags sold from a tag distributor/dealer to a dealer.
- Issued Used to report approved tag numbers sold to producers by tag manufacturers, tag distributors, or dealers.
- Returned** Used to report CCIA tag numbers that have been returned to a dealer, tag distributor, or tag manufacturer, from a producer, dealer, or tag distributor.

Cancel Next

There are **five** options to choose from to add tags/indicators to your list. All of the options can be used to create your list, but only one option can be used at a time. Enter tag/indicator number(s), then click **Add Tags to List**.



Home | My Account | Inventory | Events | Search | Certificate/Manifest

General | Users | Premises | Vehicles | >for Account: Tag Dealer

Event | Tag Entry | Detail | Confirmation | Done

Submit Events: Animal/Tag Selection

To add tags, select one of the options below; enter the tag number(s) then click Add Tags to List.
To remove tags, select one of the options below; enter the tag number(s) then click Remove Tags From List. Note: Only tags that are already on the list can be removed.
Continue this process until your list is complete. Then click Next.

Tag Range: CCIA Range Start Range End with Quantity

Tag Range: CCIA Range Start Range End with Quantity

Spreadsheet File(CSV, XLS, XLSX): Choose File No file chosen

Select from Unused Tag Inventory:

Add Tags to List Remove Tags from List

<< Back Next >>

The tags/indicators numbers will appear at the bottom of the screen under **List of Tags Associated with the Event**.

Once your list is complete, click **Next**.

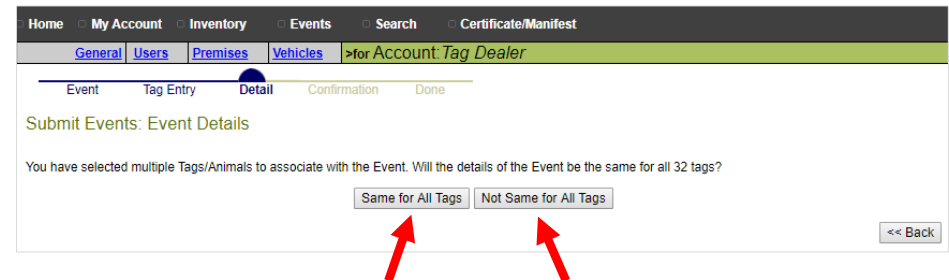


Action	Entry Type	Details	Division	File Name	Count
Add	Tag Range	00 0124000299972664 to 00 0124000299972763 (CCIA)	Beef		100
Add	Tag	00 0124000299972764 (CCIA)	Beef		1

If you have more than one tag/indicator on your list the below options will appear.

Same for all tags will apply the same Birth Date and Animal details to all tags/indicators.

Not same for all tags will allow you to apply different Birth Date and Animal details to each tag/indicator.



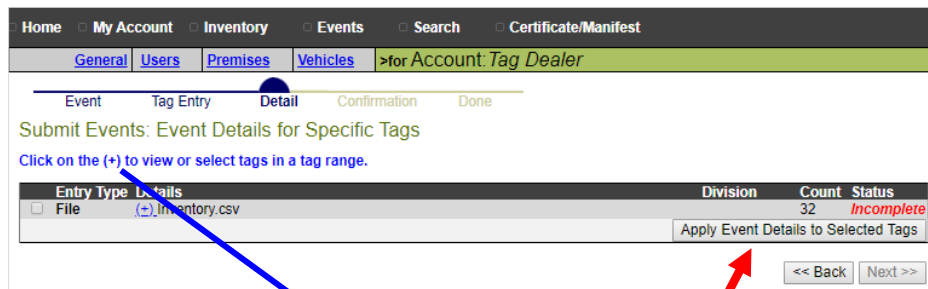
Submit Events: Event Details

You have selected multiple Tags/Animals to associate with the Event. Will the details of the Event be the same for all 32 tags?

Same for All Tags | Not Same for All Tags

Not same for all tags: Select tags/indicators to enter details for. If needed, click the **blue plus sign** to view all tags/indicators in a range.

Once selected, click **Apply Event Details to Selected Tags**.



Entry Type	Details	Division	Count	Status
<input type="checkbox"/> File	(+) Inventory.csv		32	Incomplete

Apply Event Details to Selected Tags

(Regardless if you selected Same or Not Same for All Tags, you will arrive at this screen.)

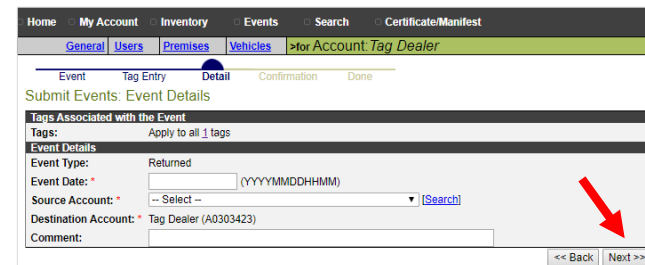
The following information is required:

Event Date: Enter the date you sold the tags/indicators with four digits for the year, two digits for the month and two digits for the day.

Source Account: Will automatically appear.

Destination Account: if you have previously issued tags/indicators to the producer, their account name and number will appear in the drop-down menu. Click the arrow and select the account from the list that appears.

Click **Apply to All** or **Next**.



Submit Events: Event Details

Tags Associated with the Event

Tags: Apply to all 32 tags

Event Details

Event Type: Returned

Event Date: (YYYYMMDDHHMM)

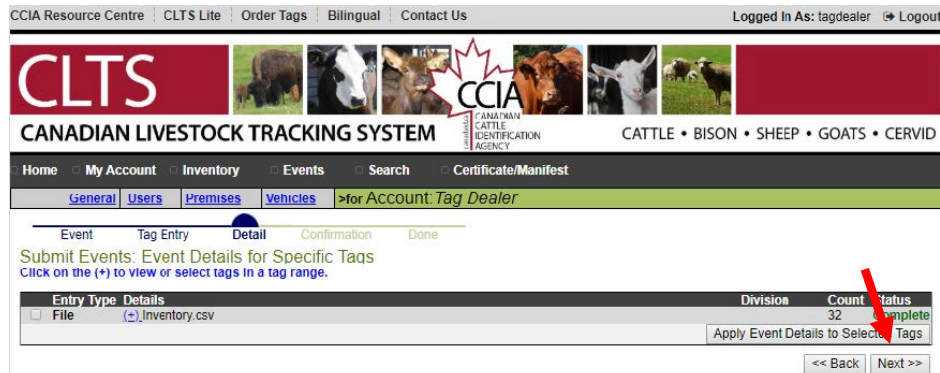
Source Account: -- Select -- [Search]

Destination Account: * Tag Dealer (A0303423)

Comment:

If entering individual information, click **Apply to All** to take you back to the tag/indicator list before going to the confirmation page.

When all tags/indicators have a complete status, click **Next**.



CLTS Resource Centre | CLTS Lite | Order Tags | Bilingual | Contact Us | Logged In As: tagdealer | Logout

CLTS
CANADIAN LIVESTOCK TRACKING SYSTEM

Home | My Account | Inventory | Events | Search | Certificate/Manifest
General | Users | Premises | Vehicles | >for Account: Tag Dealer

Event | Tag Entry | **Detail** | Confirmation | Done

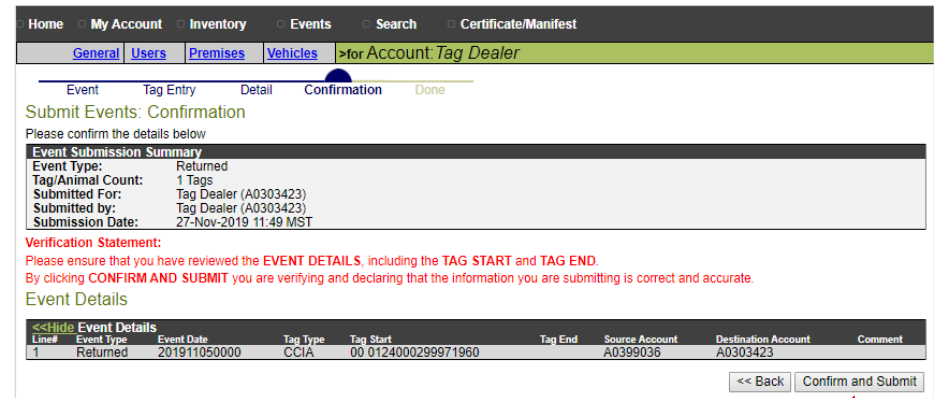
Submit Events: Event Details for Specific Tags
Click on the (+) to view or select tags in a tag range.

Entry Type	Details	Division	Count	Status
<input type="checkbox"/> File	(+) Inventory.csv		32	complete

Apply Event Details to Selected Tags

<< Back | **Next >>**

Review and Confirm the event details, if correct, click **Confirm and Submit**.



Home | My Account | Inventory | Events | Search | Certificate/Manifest
General | Users | Premises | Vehicles | >for Account: Tag Dealer

Event | Tag Entry | Detail | **Confirmation** | Done

Submit Events: Confirmation
Please confirm the details below

Event Submission Summary

Event Type: Returned
Tag/Animal Count: 1 Tags
Submitted For: Tag Dealer (A0303423)
Submitted by: Tag Dealer (A0303423)
Submission Date: 27-Nov-2019 11:49 MST

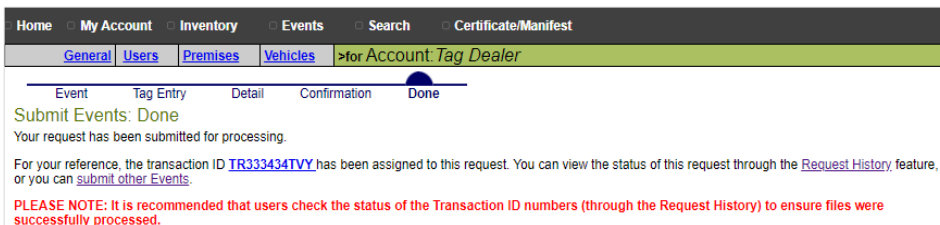
Verification Statement:
Please ensure that you have reviewed the **EVENT DETAILS**, including the **TAG START** and **TAG END**.
By clicking **CONFIRM AND SUBMIT** you are verifying and declaring that the information you are submitting is correct and accurate.

Event Details

Line#	Event Type	Event Date	Tag Type	Tag Start	Tag End	Source Account	Destination Account	Comment
1	Returned	201911050000	CCIA	00 0124000299971960		A0399036	A0303423	

<< Back | **Confirm and Submit**

A **transaction ID** has been assigned to your submission. It is recommended to make note of the transaction ID in your records, and to check your transaction status by clicking on the transaction ID number to ensure the information is processed successfully.



Home | My Account | Inventory | Events | Search | Certificate/Manifest
General | Users | Premises | Vehicles | >for Account: Tag Dealer

Event | Tag Entry | Detail | Confirmation | **Done**

Submit Events: Done
Your request has been submitted for processing.

For your reference, the transaction ID **TR333434TVY** has been assigned to this request. You can view the status of this request through the [Request History](#) feature, or you can [submit other Events](#).

PLEASE NOTE: It is recommended that users check the status of the Transaction ID numbers (through the Request History) to ensure files were successfully processed.

For more CLTS database user guides, visit support.canadaid.ca