

Move Out: Used to report the identification of an approved tag/indicator applied to an individual animal or report a group of animals based on species, that have departed from a defined location on a defined day.

Login to clts.canadaid.ca. If you do not know your username or password, contact CCIA at info@canadaid.ca or 1-877-909-2333.

BOX 1

Click **Submit Events - Directly Online**.

BOX 2

Select **Move Out**, then click **Next**.

BOX 3

Are the animals moving to a community pasture? Select **YES** or **NO**, then click **Next**.

Yes - will continue to the steps to submit a Group Move Out that does not require individual tags/indicators.

No - will continue to the steps to submit a Move Out event with individual approved tags/indicators.

BOX 4

If you selected **YES**, you will be directed to the Group Movement Details – Group Move Out screen.

The following information is required:

Source Premises: The premises ID (PID) of the location the animals were loaded onto the transport trailer.

Source Account: Your account name and number will automatically appear.

Date of Loading: The date, time and time zone that the animals were loaded onto the transport vehicle at the source premises.

Destination Premises: The premises ID (PID) of the location the animals are being transported to.

Animal Quantity: The quantity of animals being moved out of the location.

Species: The species of animals being transported. Only one species is allowed per submission.

Once all your information has been entered, confirm it is correct, then click **NEXT**.

Review and confirm the event details, if correct, click **Confirm and Submit**.

Home | My Account | Inventory | Events | Search | Certificate/Manifest

General | Users | Premises | Vehicles > for Account: Auction Market

Event Detail Confirmation Done

Submit Events: Confirmation

Please confirm the details below

Event Submission Summary

Event Type: Group Move In
 Animal Quantity: 5
 Species: BOV
 Submitted for: Auction Market (A0397811)
 Submitted by: Auction Market (A0397811)
 Submission Date: 01-Nov-2019 13:54 MDT
 Comment:

Verification Statement:
 Please ensure you have reviewed the **EVENT DETAILS**. By clicking **CONFIRM AND SUBMIT** you are verifying and declaring the information you are submitting is correct and accurate.

Event Details

| Date of Loading | Source Premises | Source Account | Date of Unloading | Destination Premises | Destination Account | Licence Plate | Province of Issuance | Herd Mark | Species |
|-----------------|-----------------|----------------|-------------------------|----------------------|---------------------|---------------|----------------------|-----------|---------|
| | SK3374JXC | | 2019-10-01 12:55 AM MDT | ON1617894 | A0397811 | CEK 510 | AB | | BOV |

Back Confirm and Submit

BOX 6

Home | My Account | Inventory | Events | Search | Certificate/Manifest

General | Users | Premises | Vehicles > for Account: Auction Market

Event Detail Confirmation Done

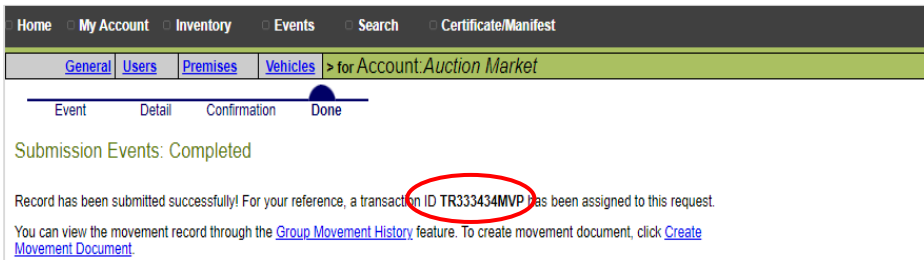
Group Movement Details - Group Move Out

Source Premises:* Enter Premises ID or Short Name
 Source Account: A0397811 - Auction Market
 Date of Loading:* Date Time Time Zone -- Select --
 Destination Premises:* Enter Premises ID or Short Name
 Destination Account:
 Date of Unloading: Date Time Time Zone -- Select --
 Licence Plate:
 Province of Issuance: -- Select --
 Animal Quantity:*
 Herd Mark:
 Species:* -- Select --
 Comment:

Back Next

BOX 5

A **transaction ID** has been assigned to your submission. It is recommended to make note of the transaction ID in your records, and to check your transaction status by clicking on the transaction ID number to ensure the information is processed successfully.



Home | My Account | Inventory | Events | Search | Certificate/Manifest

General | Users | Premises | Vehicles >for Account:Auction Market

Event | Detail | Confirmation | Done

Submission Events: Completed

Record has been submitted successfully! For your reference, a transaction ID **TR333434MVP** has been assigned to this request.

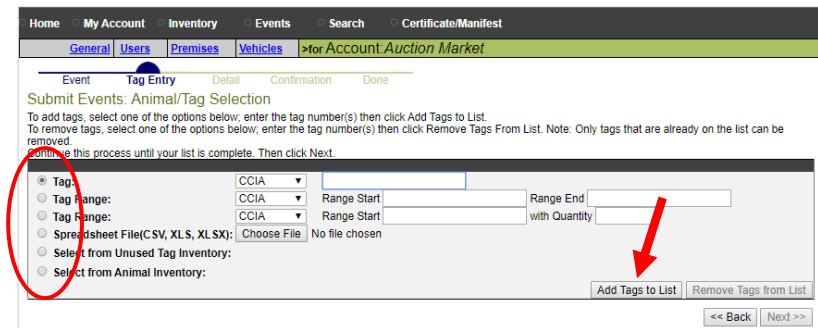
You can view the movement record through the [Group Movement History](#) feature. To create movement document, click [Create Movement Document](#).

BOX 7

If you selected **NO**, you will be directed to the **Submit Events: Animal/Tag Selection** screen.

There are **six** options to choose from to add tags/indicators to your list. All of the options can be used to create your list, but only one option can be used at a time.

Enter the tag/indicator number(s), then click **Add Tags to List**.



Home | My Account | Inventory | Events | Search | Certificate/Manifest

General | Users | Premises | Vehicles >for Account:Auction Market

Event | Tag Entry | Detail | Confirmation | Done

Submit Events: Animal/Tag Selection

To add tags, select one of the options below, enter the tag number(s) then click Add Tags to List.
To remove tags, select one of the options below, enter the tag number(s) then click Remove Tags from List. Note: Only tags that are already on the list can be removed.

Continue this process until your list is complete. Then click Next.

- Tag: CCIA [] Range Start [] Range End []
- Tag Range: CCIA [] Range Start [] Range End [] with Quantity []
- Tag Range: CCIA [] Range Start [] Range End []
- Spreadsheet File(CSV, XLS, XLSX): [Choose File] No file chosen
- Select from Unused Tag Inventory:
- Select from Animal Inventory:

Add Tags to List | Remove Tags from List

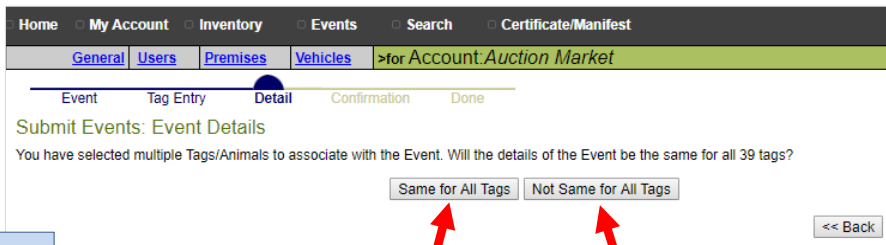
<< Back | Next >>

BOX 8

If you have more than one tag/indicator on your list the below options will appear.

Same for All Tags will apply the same Move Out details to all tags/indicators (See Box 11).

Not Same for All Tags will allow you to apply different Move Out details to each tag/indicator.



Home | My Account | Inventory | Events | Search | Certificate/Manifest

General | Users | Premises | Vehicles >for Account:Auction Market

Event | Tag Entry | Detail | Confirmation | Done

Submit Events: Event Details

You have selected multiple Tags/Animals to associate with the Event. Will the details of the Event be the same for all tags?

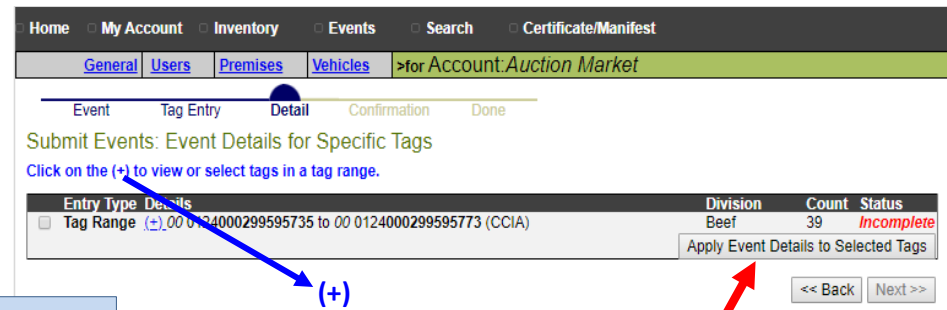
Same for All Tags | Not Same for All Tags

<< Back

BOX 9

Not Same for All Tags: Select tags/indicators to enter details for. If needed, click the **blue plus sign** to view all tags/indicators in a range.

Once selected, click **Apply Event Details to Selected Tags**.



Home | My Account | Inventory | Events | Search | Certificate/Manifest

General | Users | Premises | Vehicles >for Account:Auction Market

Event | Tag Entry | Detail | Confirmation | Done

Submit Events: Event Details for Specific Tags

Click on the (+) to view or select tags in a tag range.

| Entry Type | Details | Division | Count | Status |
|--------------------------|---|----------|-------|------------|
| <input type="checkbox"/> | Tag Range (+) 0000024000299595735 to 00 0124000299595773 (CCIA) | Beef | 39 | Incomplete |

Apply Event Details to Selected Tags

<< Back | Next >>

BOX 10

You will arrive at the **Submit Event Details** screen, regardless if you choose **YES** or **NO** (see Box 9).

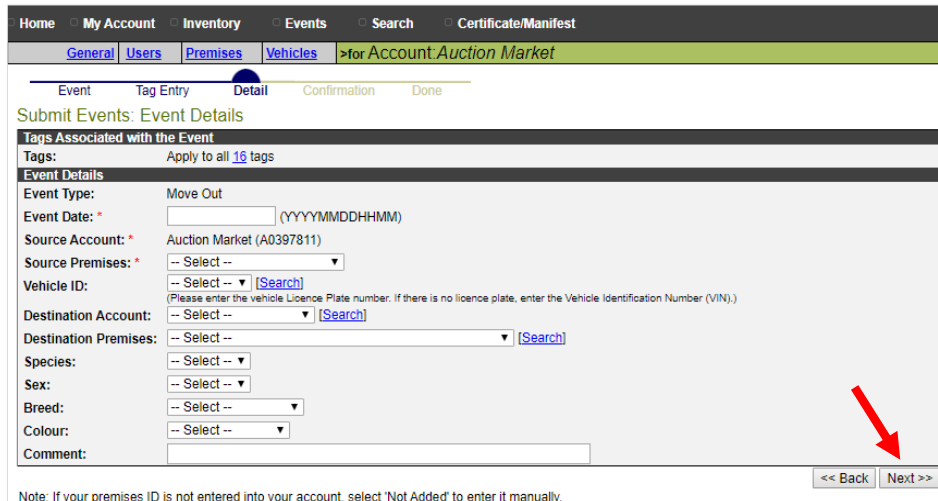
The following information is required:

Event Date: Select the date the animals moved off of the premises from the pop-out calendar.

Source Account: Your account name and number will appear automatically.

Source Premises: From the dropdown menu, select or enter the premises the animals are leaving from.

Once all your information has been entered, confirm it is correct, then click **Apply to All OR Next**.



Home My Account Inventory Events Search Certificate/Manifest
General Users Premises Vehicles >for Account: Auction Market

Event Tag Entry **Detail** Confirmation Done

Submit Events: Event Details

Tags Associated with the Event
Tags: Apply to all 16 tags

Event Details

Event Type: Move Out

Event Date: * (YYYYMMDDHHMM)

Source Account: * Auction Market (A0397811)

Source Premises: * -- Select --

Vehicle ID: -- Select -- [Search]

Destination Account: -- Select -- [Search]

Destination Premises: -- Select -- [Search]

Species: -- Select --

Sex: -- Select --

Breed: -- Select --

Colour: -- Select --

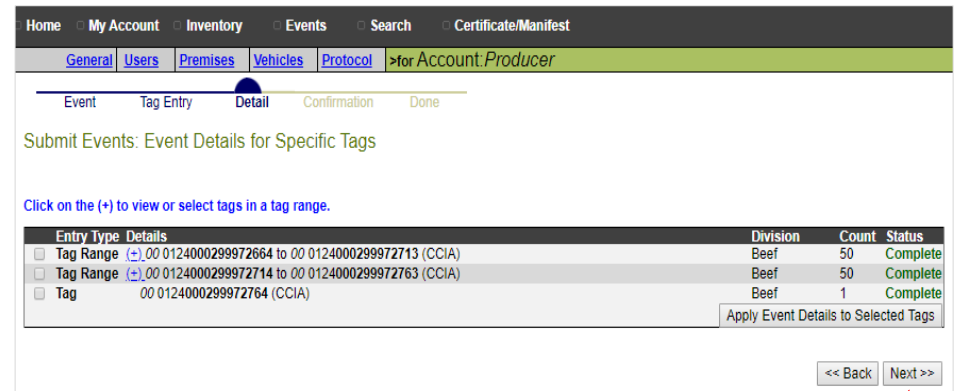
Comment:

<< Back Next >>

Note: If your premises ID is not entered into your account, select 'Not Added' to enter it manually.

BOX 11

If entering individual information click **Apply to All** to take you back to the **tag/indicator list** before going to the confirmation page. When all tags/indicators have a **Complete** status, click **Next**.



Home My Account Inventory Events Search Certificate/Manifest
General Users Premises Vehicles Protocol >for Account: Producer

Event Tag Entry **Detail** Confirmation Done

Submit Events: Event Details for Specific Tags

Click on the (+) to view or select tags in a tag range.

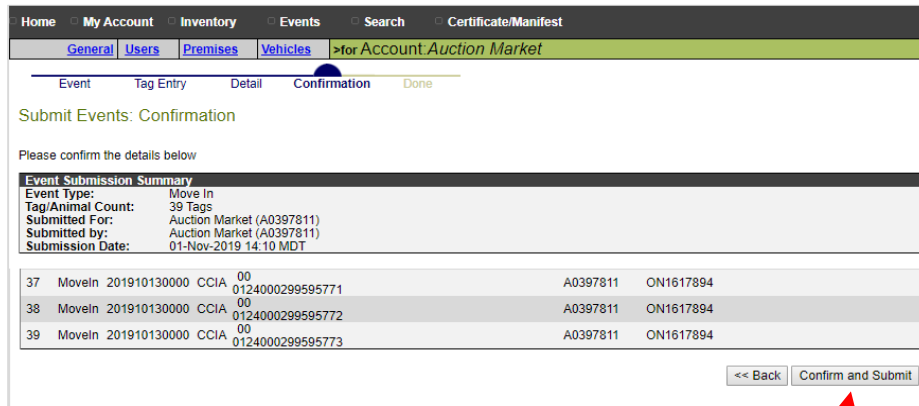
| Entry Type | Details | Division | Count | Status |
|--------------------------|---|----------|-------|----------|
| <input type="checkbox"/> | Tag Range (+) 00 0124000299972664 to 00 0124000299972713 (CCIA) | Beef | 50 | Complete |
| <input type="checkbox"/> | Tag Range (+) 00 0124000299972714 to 00 0124000299972763 (CCIA) | Beef | 50 | Complete |
| <input type="checkbox"/> | Tag 00 0124000299972764 (CCIA) | Beef | 1 | Complete |

Apply Event Details to Selected Tags

<< Back Next >>

BOX 12

Review and confirm the event details, if correct, click **Confirm and Submit**.



Home | My Account | Inventory | Events | Search | Certificate/Manifest

General | Users | Premises | Vehicles | >for Account: Auction Market

Event | Tag Entry | Detail | Confirmation | Done

Submit Events: Confirmation

Please confirm the details below

Event Submission Summary

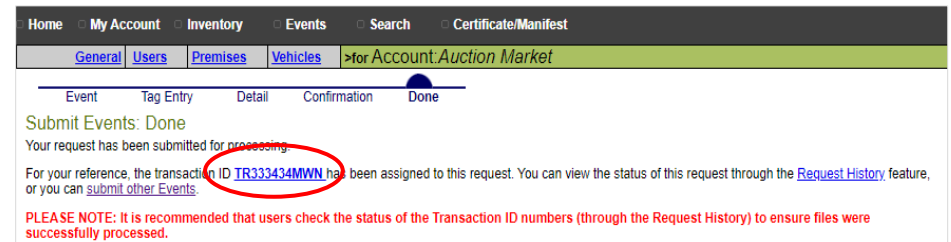
Event Type: Move In
 Tag/Animal Count: 39 Tags
 Submitted For: Auction Market (A0397811)
 Submitted by: Auction Market (A0397811)
 Submission Date: 01-Nov-2019 14:10 MDT

| | | | | | | | |
|----|--------|--------------|------|----|------------------|----------|-----------|
| 37 | MoveIn | 201910130000 | CCIA | 00 | 0124000299595771 | A0397811 | ON1617894 |
| 38 | MoveIn | 201910130000 | CCIA | 00 | 0124000299595772 | A0397811 | ON1617894 |
| 39 | MoveIn | 201910130000 | CCIA | 00 | 0124000299595773 | A0397811 | ON1617894 |

<< Back | Confirm and Submit

BOX 13

A **transaction ID** has been assigned to your submission. It is recommended to make note of the transaction ID in your records, and to check your transaction status by clicking on the transaction ID number to ensure the information is processed successfully.



Home | My Account | Inventory | Events | Search | Certificate/Manifest

General | Users | Premises | Vehicles | >for Account: Auction Market

Event | Tag Entry | Detail | Confirmation | Done

Submit Events: Done

Your request has been submitted for processing.

For your reference, the transaction ID **TR333434MMWN** has been assigned to this request. You can view the status of this request through the [Request History](#) feature, or you can [submit other Events](#).

PLEASE NOTE: It is recommended that users check the status of the Transaction ID numbers (through the Request History) to ensure files were successfully processed.

BOX 14

For more CLTS database user guides, visit support.canadaid.ca