

Group Move Out: Used to report a group of animals based on species, that have departed from a defined location on a defined day to a community.

Login to clts.canadaid.ca. If you do not know your username or password, contact CCIA at info@canadaid.ca or **1-877-909-2333**.

BOX 1

Click Submit Events - Directly Online.

BOX 2

Select Move-Out, then click Next.

BOX 3

You will be asked if you are moving animal(s) to a community pasture. Select **YES** or **NO**, then click **Next**.

Yes - will continue to the steps to submit a group movement event that does not require individual approved tag/indicator numbers.
No - will continue to the steps to submit a regular Move Out event with individual approved tag/indicator numbers (see Box 8).

BOX 4

If you selected **Yes**, you will be directed to the Group Movement Details – Group Move Out screen.

The following information is required:

Source Premises: The premises ID (PID) of the location the animals were loaded onto the transport trailer.

Source Account: Your account name and number will automatically appear.

Animal Quantity: The quantity of animals being moved out of the location.

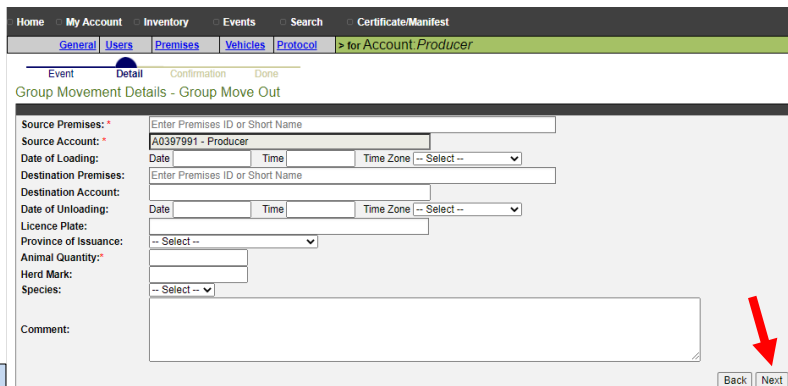
The following information is optional:

Date of Loading: The date, time and time zone that the animals were loaded onto the transport vehicle at the source premises.

Destination Premises: The premises ID (PID) of the location the animals are being transported to.

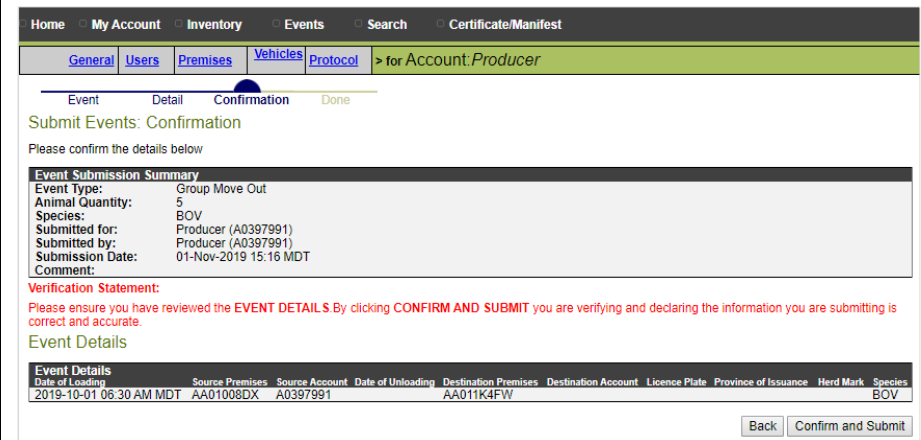
Species: the species of animals being transported. Only one species is allowed per submission.

Once all your information has been entered, confirm it is correct, then click **Next**.



BOX 5

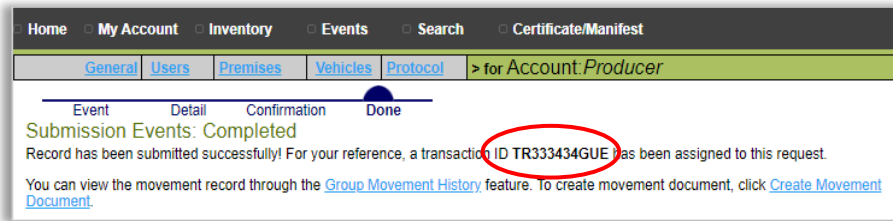
Review and confirm the event details, if correct, click **Confirm and Submit**.



Date of Loading	Source Premises	Source Account	Date of Unloading	Destination Premises	Destination Account	Licence Plate	Province of Issuance	Herd Mark	Species
2019-10-01 06:30 AM MDT	AA01008DX	A0397991		AA011K4FW					BOV

BOX 6

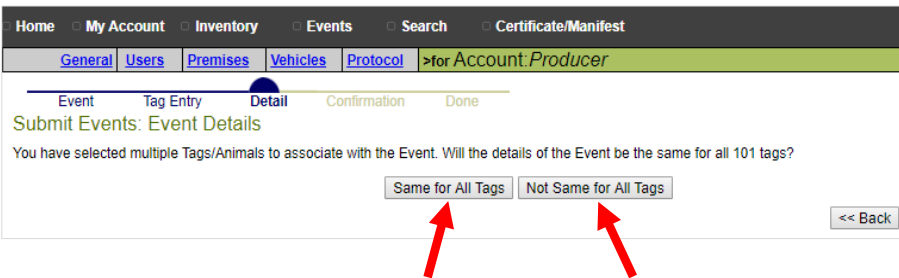
A **transaction ID** has been assigned to your submission. It is recommended to make note of the transaction ID in your records, and to check your transaction status by clicking on the transaction ID number to ensure the information is processed successfully.



BOX 7

If you have more than one tag/indicator on your list the below options will appear.

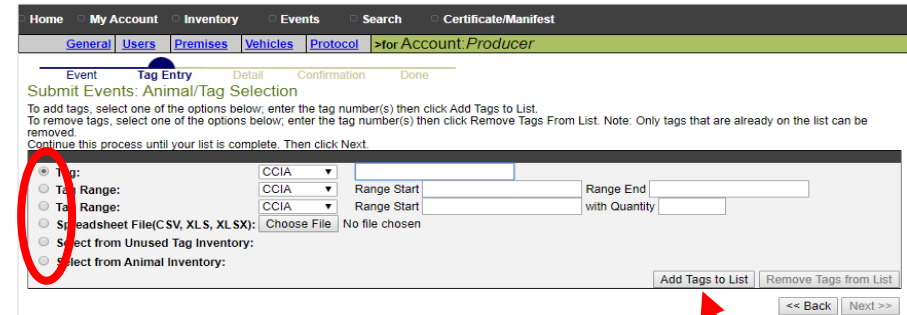
Same for All Tags will apply the same Move Out details to all tags/indicators. **Not Same for All Tags** will allow you to apply different Move Out details to each tag/indicator.



BOX 9

If you selected **NO**, you will be directed to the **Submit Events: Animal/Tag Selection** screen.

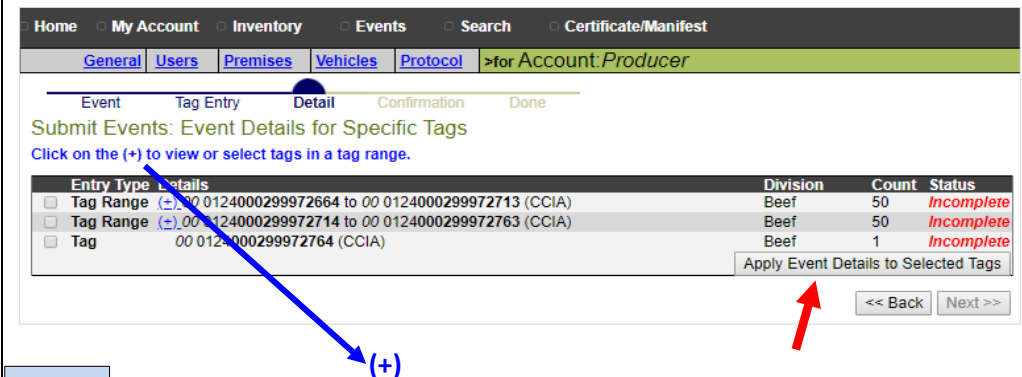
There are **six** options to choose from to add tags/indicators to your list. All of the options can be used to create your list, but only one option can be used at a time. Enter the tag/indicator number(s), then click **Add Tags to List**.



BOX 8

Not Same for All Tags: Select tags/indicators to enter details for. If needed, click the **blue plus sign** to view all tags/indicators in a range.

Once selected, click **Apply Event Details to Selected Tags**.



BOX 10

You will arrive at the **Submit Event Details** screen, regardless if you choose **YES** or **NO** (see Box 4).

The following information is required:

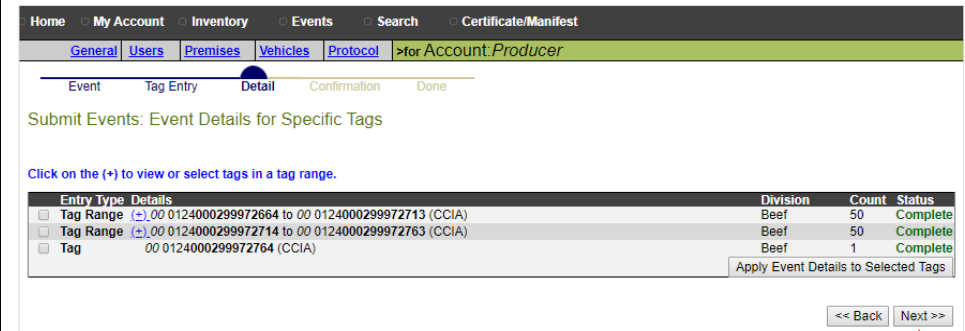
Event Date: Select the date the animals moved off of the premises from the pop-out calendar.

Source Account: Your account name and number will appear automatically.

Source Premises: Select or enter the premises the animals are leaving from.

Once all your information has been entered, confirm it is correct, then click **Apply to All OR Next**.

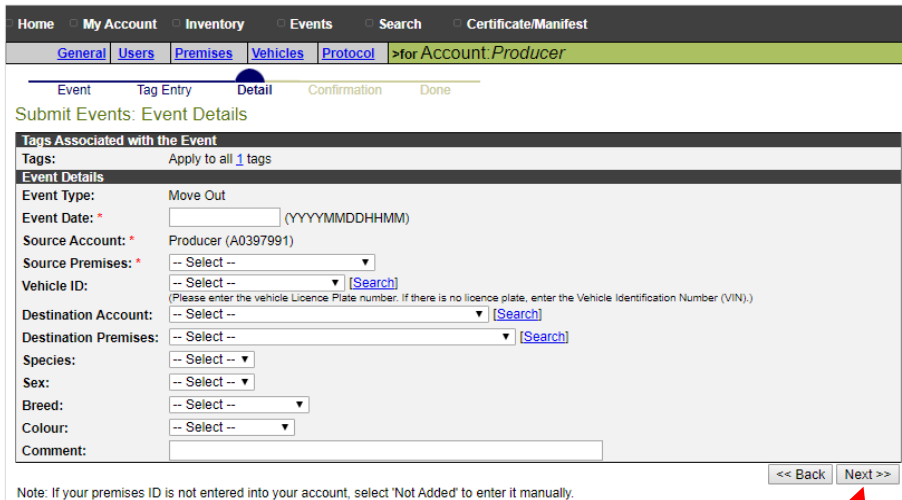
If entering individual info click **Apply to All** to take you back to the **tag/indicator list** before going to the confirmation page. When all tags/indicators have a **Complete** status, click **Next**.



Entry Type	Details	Division	Count	Status
<input type="checkbox"/> Tag Range	(+) 00 0124000299972664 to 00 0124000299972713 (CCIA)	Beef	50	Complete
<input type="checkbox"/> Tag Range	(+) 00 0124000299972714 to 00 0124000299972763 (CCIA)	Beef	50	Complete
<input type="checkbox"/> Tag	00 0124000299972764 (CCIA)	Beef	1	Complete

Apply Event Details to Selected Tags

<< Back Next >>



Home My Account Inventory Events Search Certificate/Manifest

General Users Premises Vehicles Protocol >for Account: Producer

Event Tag Entry **Detail** Confirmation Done

Submit Events: Event Details

Tags Associated with the Event

Tags: Apply to all 1 tags

Event Details

Event Type: Move Out

Event Date: * (YYYYMMDDHHMM)

Source Account: * Producer (A0397991)

Source Premises: * -- Select --

Vehicle ID: -- Select -- [Search]

(Please enter the vehicle Licence Plate number. If there is no licence plate, enter the Vehicle Identification Number (VIN).)

Destination Account: -- Select -- [Search]

Destination Premises: -- Select -- [Search]

Species: -- Select --

Sex: -- Select --

Breed: -- Select --

Colour: -- Select --

Comment:

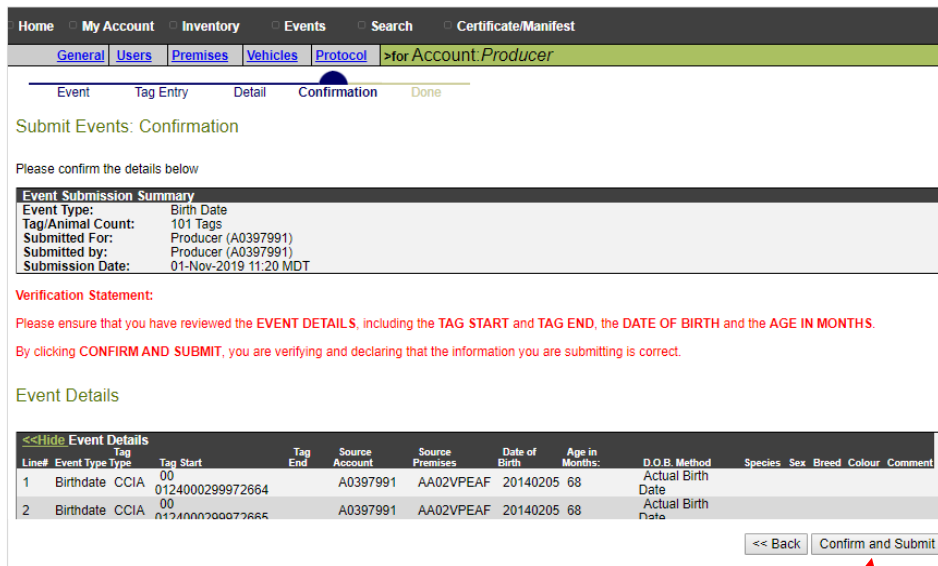
<< Back Next >>

Note: If your premises ID is not entered into your account, select 'Not Added' to enter it manually.

BOX 11

BOX 12

Review and confirm the event details, if correct, click **Confirm and Submit**.



Home | My Account | Inventory | Events | Search | Certificate/Manifest

General | Users | Premises | Vehicles | Protocol >for Account: *Producer*

Event | Tag Entry | Detail | Confirmation | Done

Submit Events: Confirmation

Please confirm the details below

Event Submission Summary

Event Type: Birth Date
 Tag/Animal Count: 101 Tags
 Submitted For: Producer (A0397991)
 Submitted by: Producer (A0397991)
 Submission Date: 01-Nov-2019 11:20 MDT

Verification Statement:

Please ensure that you have reviewed the **EVENT DETAILS**, including the **TAG START** and **TAG END**, the **DATE OF BIRTH** and the **AGE IN MONTHS**.
 By clicking **CONFIRM AND SUBMIT**, you are verifying and declaring that the information you are submitting is correct.

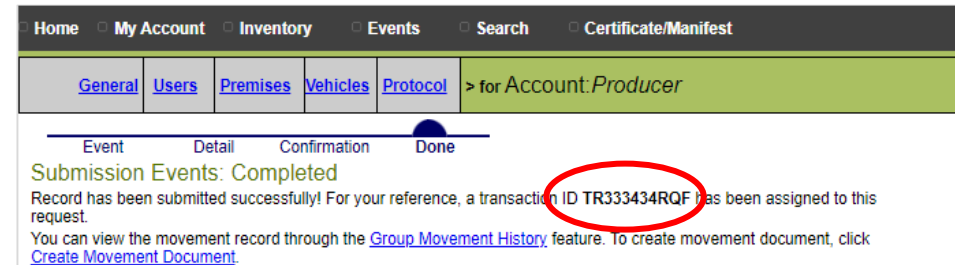
Event Details

Line#	Event Type	Tag Type	Tag Start	Tag End	Source Account	Source Premises	Date of Birth	Age in Months	D.O.B. Method	Species	Sex	Breed	Colour	Comment
1	Birthdate	CCIA	00	0124000299972664	A0397991	AA02VPEAF	20140205	68	Actual Birth Date					
2	Birthdate	CCIA	00	0124000299972665	A0397991	AA02VPEAF	20140205	68	Actual Birth Date					

<< Back | Confirm and Submit

BOX 13

A **transaction ID** has been assigned to your submission. It is recommended to make note of the transaction ID in your records, and to check your transaction status by clicking on the transaction ID number to ensure the information is processed successfully.



Home | My Account | Inventory | Events | Search | Certificate/Manifest

General | Users | Premises | Vehicles | Protocol >for Account: *Producer*

Event | Detail | Confirmation | Done

Submission Events: Completed

Record has been submitted successfully! For your reference, a transaction ID **TR333434RQF** has been assigned to this request.
 You can view the movement record through the [Group Movement History](#) feature. To create movement document, click [Create Movement Document](#).

BOX 14

For more CLTS database user guides, visit support.canadaid.ca