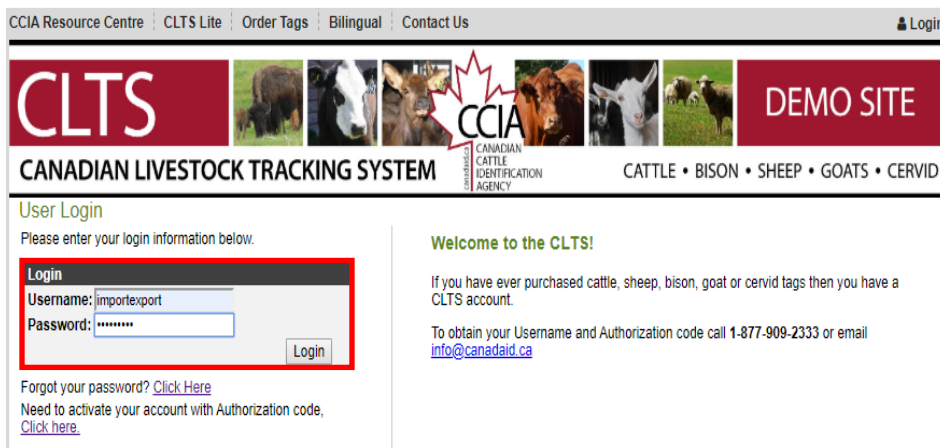


Exported: Used to report the identification of an approved tag applied to an animal that has left Canada, whether temporarily or permanently

Login to clts.canadaid.ca. If you do not know your username or password, contact CCIA at info@canadaid.ca or **1-877-909-2333**.



CCIA Resource Centre | CLTS Lite | Order Tags | Bilingual | Contact Us | Login

CLTS

CANADIAN LIVESTOCK TRACKING SYSTEM

CATTLE • BISON • SHEEP • GOATS • CERVID

DEMO SITE

User Login

Please enter your login information below.

Login

Username:

Password:

Forgot your password? [Click Here](#)

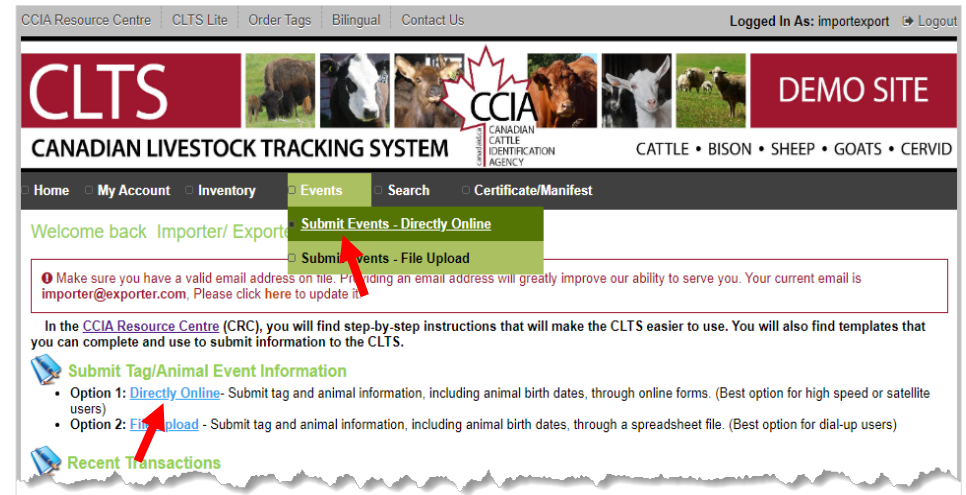
Need to activate your account with Authorization code. [Click here](#).

Welcome to the CLTS!

If you have ever purchased cattle, sheep, bison, goat or cervid tags then you have a CLTS account.

To obtain your Username and Authorization code call 1-877-909-2333 or email info@canadaid.ca

Click Submit Events - Directly Online.



CCIA Resource Centre | CLTS Lite | Order Tags | Bilingual | Contact Us | Logged In As: importexport | Logout

CLTS

CANADIAN LIVESTOCK TRACKING SYSTEM

CATTLE • BISON • SHEEP • GOATS • CERVID

DEMO SITE

Home | My Account | Inventory | **Events** | Search | Certificate/Manifest

Welcome back Importer/ Exporter

Submit Events - Directly Online

Submit Events - File Upload

Make sure you have a valid email address on file. Providing an email address will greatly improve our ability to serve you. Your current email is importer@exporter.com. Please click [here](#) to update it.

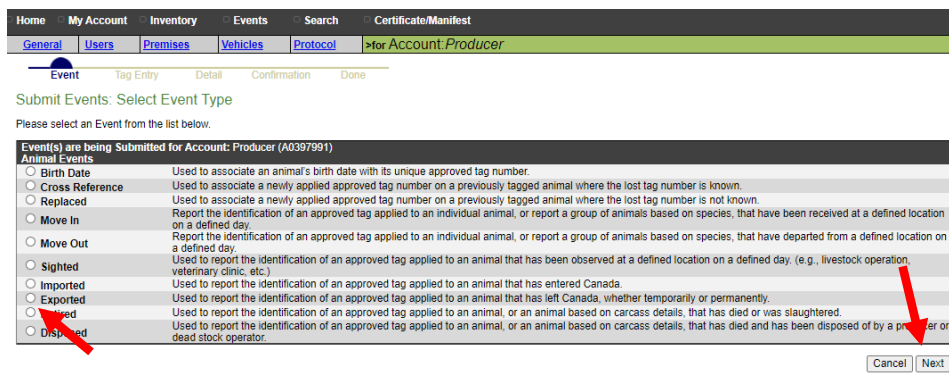
In the [CCIA Resource Centre \(CRC\)](#), you will find step-by-step instructions that will make the CLTS easier to use. You will also find templates that you can complete and use to submit information to the CLTS.

Submit Tag/Animal Event Information

- Option 1: [Directly Online](#) - Submit tag and animal information, including animal birth dates, through online forms. (Best option for high speed or satellite users)
- Option 2: [File Upload](#) - Submit tag and animal information, including animal birth dates, through a spreadsheet file. (Best option for dial-up users)

Recent Transactions

Select Exported, then click Next.



Home | My Account | Inventory | Events | Search | Certificate/Manifest

General | Users | Premises | Vehicles | Protocol | >for Account: Producer

Event | Tag Entry | Detail | Confirmation | Done

Submit Events: Select Event Type

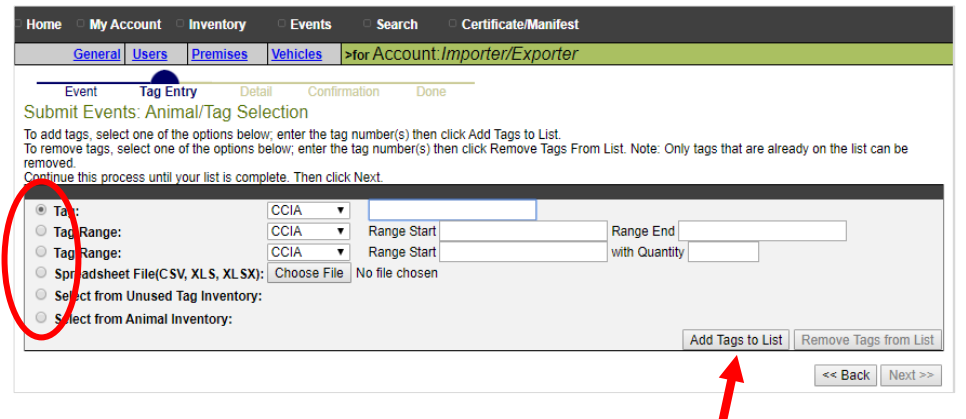
Please select an Event from the list below.

Event(s) are being Submitted for Account: Producer (A0397991)

Animal Events

- Birth Date: Used to associate an animal's birth date with its unique approved tag number.
- Cross Reference: Used to associate a newly applied approved tag number on a previously tagged animal where the lost tag number is known.
- Replaced: Used to associate a newly applied approved tag number on a previously tagged animal where the lost tag number is not known.
- Move In: Report the identification of an approved tag applied to an individual animal, or report a group of animals based on species, that have been received at a defined location on a defined day.
- Move Out: Report the identification of an approved tag applied to an individual animal, or report a group of animals based on species, that have departed from a defined location on a defined day.
- Sighted: Used to report the identification of an approved tag applied to an animal that has been observed at a defined location on a defined day. (e.g., livestock operation, veterinary clinic, etc.)
- Imported: Used to report the identification of an approved tag applied to an animal that has entered Canada.
- Exported**: Used to report the identification of an approved tag applied to an animal that has left Canada, whether temporarily or permanently.
- Dried: Used to report the identification of an approved tag applied to an animal, or an animal based on carcass details, that has died or was slaughtered.
- Disposed: Used to report the identification of an approved tag applied to an animal, or an animal based on carcass details, that has died and has been disposed of by a processor or dead stock operator.

There are **six** options to choose from to add tags/indicators to your list. All of the options can be used to create your list, but only one option can be used at a time. Enter tag/indicator number(s) then click **Add Tags to List**.



Home | My Account | Inventory | Events | Search | Certificate/Manifest

General | Users | Premises | Vehicles | >for Account: Importer/Exporter

Event | Tag Entry | Detail | Confirmation | Done

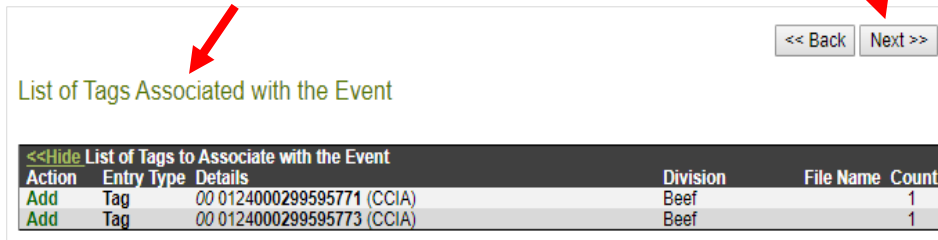
Submit Events: Animal/Tag Selection

To add tags, select one of the options below; enter the tag number(s) then click Add Tags to List. To remove tags, select one of the options below; enter the tag number(s) then click Remove Tags From List. Note: Only tags that are already on the list can be removed. Continue this process until your list is complete. Then click Next.

- Tag**: CCIA | Range Start | Range End
- Tag Range: CCIA | Range Start | Range End
- Tag Range: CCIA | Range Start | Range End with Quantity
- Spreadsheet File(CSV, XLS, XL SX): Choose File | No file chosen
- Select from Unused Tag Inventory:
- Select from Animal Inventory:

The tag/indicator numbers will appear at the bottom of the screen under **List of Tags Associated with the Event**.

Once your list is complete, click **Next**.



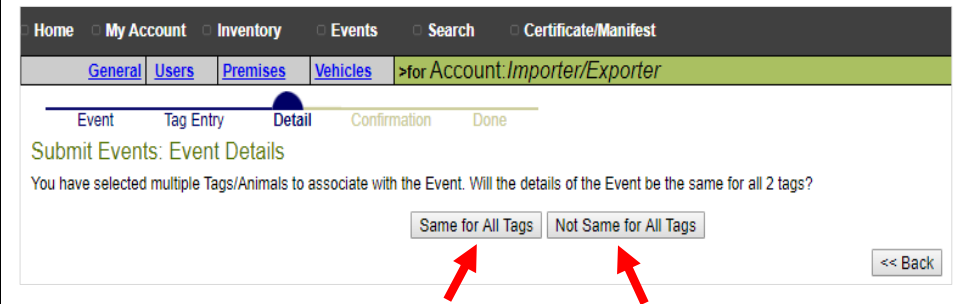
List of Tags Associated with the Event

Action	Entry Type	Details	Division	File Name	Count
Add	Tag	00 0124000299595771 (CCIA)	Beef		1
Add	Tag	00 0124000299595773 (CCIA)	Beef		1

If you have more than one tag/indicator on your list the below options will appear.

Same for All Tags will apply the same Exported information to all tags/indicators.

Not Same for All Tags will allow you to apply different Exported information details to each tag/indicator.



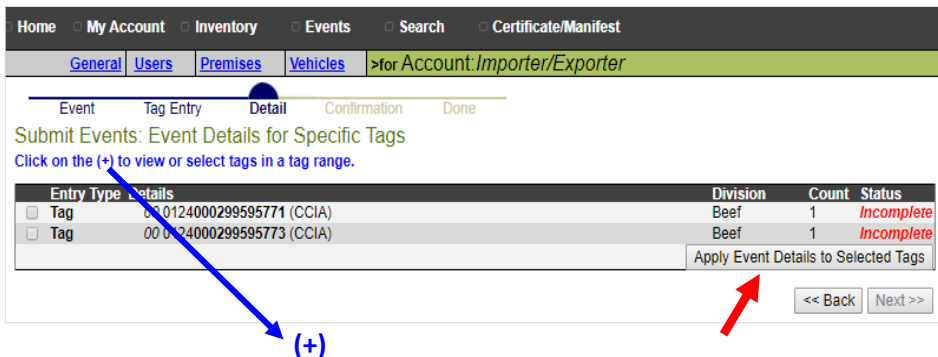
Submit Events: Event Details

You have selected multiple Tags/Animals to associate with the Event. Will the details of the Event be the same for all 2 tags?

Same for All Tags Not Same for All Tags

Not Same for All Tags: Select tags/indicators to enter details for. If needed, click the **blue plus sign** to view all tags/indicators in a range.

Once selected, click **Apply Event Details to Selected Tags**.



Submit Events: Event Details for Specific Tags

Click on the (+) to view or select tags in a tag range.

Entry Type	Details	Division	Count	Status
<input type="checkbox"/> Tag	00 0124000299595771 (CCIA)	Beef	1	Incomplete
<input type="checkbox"/> Tag	00 0124000299595773 (CCIA)	Beef	1	Incomplete

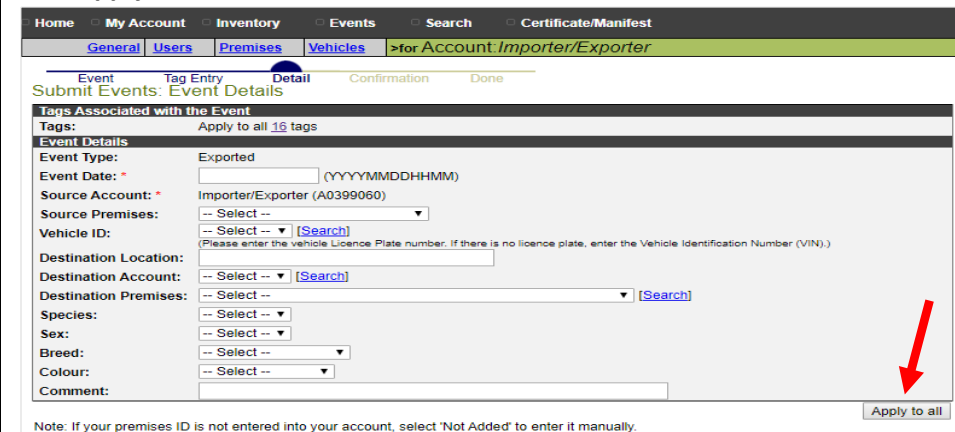
Apply Event Details to Selected Tags

The following events are required information:

Event Date: Date the animals were exported.

Source Account: Your account name and number will appear automatically.

Click **Apply to all** or **Next**.



Submit Events: Event Details

Tags Associated with the Event: Apply to all 16 tags

Event Details

Event Type: Exported

Event Date: (YYYYMMDDHHMM)

Source Account: Importer/Exporter (A0399060)

Source Premises: -- Select --

Vehicle ID: -- Select -- [Search]

Destination Location: -- Select -- [Search]

Destination Account: -- Select -- [Search]

Destination Premises: -- Select -- [Search]

Species: -- Select --

Sex: -- Select --

Breed: -- Select --

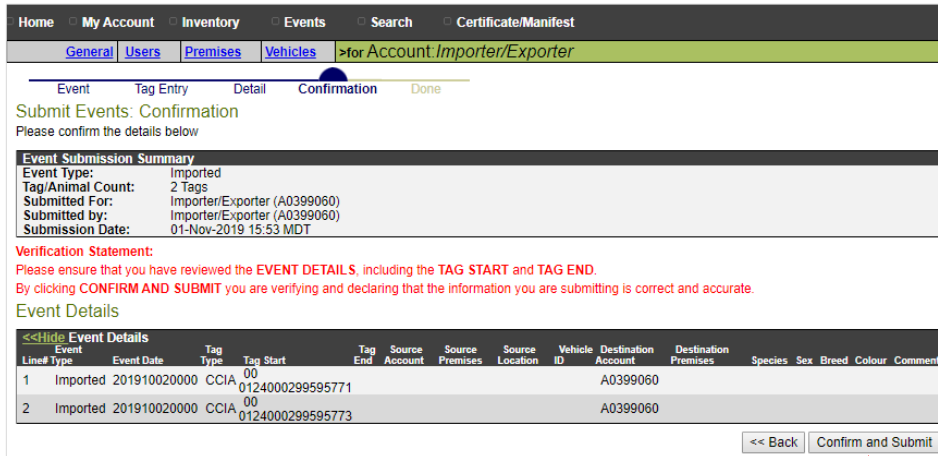
Colour: -- Select --

Comment:

Apply to all

If entering individual information, click **Apply to All** to take you back to the tag/indicator list before going to confirmation page. When all tags/indicators have a complete status, Click **Next**.

Review and confirm the event details then click **Confirm and Submit**.



Home My Account Inventory Events Search Certificate/Manifest
General Users Premises Vehicles >for Account: Importer/Exporter

Event Tag Entry Detail Confirmation Done

Submit Events: Confirmation
Please confirm the details below

Event Submission Summary
Event Type: Imported
Tag/Animal Count: 2 Tags
Submitted For: Importer/Exporter (A0399060)
Submitted by: Importer/Exporter (A0399060)
Submission Date: 01-Nov-2019 15:53 MDT

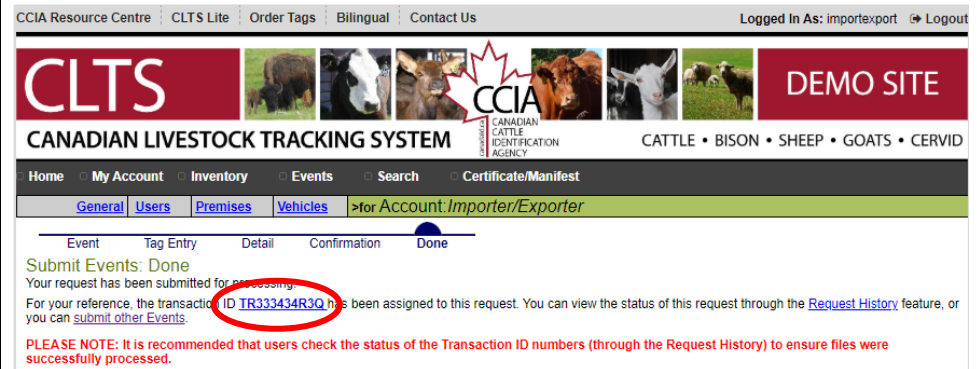
Verification Statement:
Please ensure that you have reviewed the **EVENT DETAILS**, including the **TAG START** and **TAG END**.
By clicking **CONFIRM AND SUBMIT** you are verifying and declaring that the information you are submitting is correct and accurate.

Event Details

Line#	Type	Event Date	Tag Type	Tag Start	Tag End	Source Account	Source Premises	Source Location	Vehicle ID	Destination Account	Destination Premises	Species	Sex	Breed	Colour	Comment
1	Imported	201910020000	CCIA	00		0124000299595771				A0399060						
2	Imported	201910020000	CCIA	00		0124000299595773				A0399060						

<< Back Confirm and Submit

A **transaction ID** has been assigned to your submission. It is recommended to make note of the transaction ID in your records, and to check your transaction status by clicking on the transaction ID number to ensure the information is processed successfully.



CCIA Resource Centre CLTS Lite Order Tags Bilingual Contact Us Logged In As: Importexport Logout

CLTS DEMO SITE
CANADIAN LIVESTOCK TRACKING SYSTEM
CATTLE • BISON • SHEEP • GOATS • CERVID

Home My Account Inventory Events Search Certificate/Manifest
General Users Premises Vehicles >for Account: Importer/Exporter

Event Tag Entry Detail Confirmation Done

Submit Events: Done
Your request has been submitted for processing.

For your reference, the transaction ID **TR333434R3Q** has been assigned to this request. You can view the status of this request through the [Request History](#) feature, or you can [submit other Events](#).

PLEASE NOTE: It is recommended that users check the status of the Transaction ID numbers (through the Request History) to ensure files were successfully processed.

For more CLTS database user guides, visit support.canadaid.ca