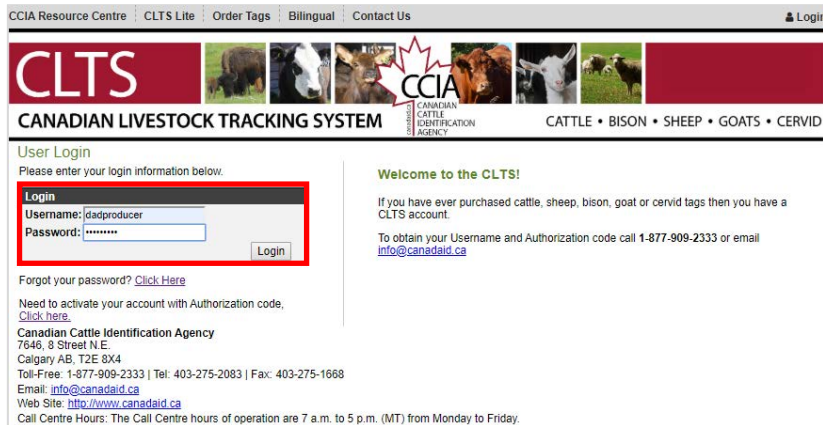


Birth Date: Used to associate an animal's birth date with its unique CCIA approved tag/indicator number. Submitting the birth date event is required to Age Verify animals.

Login to clts.canadaid.ca. If you do not know your username or password, contact CCIA at info@canadaid.ca or 1-877-909-2333.



CCIA Resource Centre | CLTS Lite | Order Tags | Bilingual | Contact Us

CLTS
CANADIAN LIVESTOCK TRACKING SYSTEM
CATTLE • BISON • SHEEP • GOATS • CERVID

User Login
Please enter your login information below.

Login

Username: dadproducer
Password: [REDACTED]

Forgot your password? [Click Here](#)

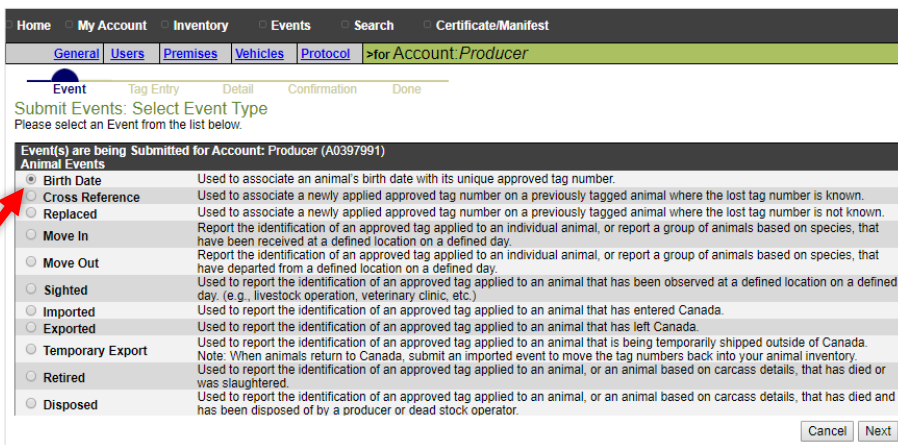
Need to activate your account with Authorization code, [Click here](#).

Canadian Cattle Identification Agency
7646, 8 Street N.E.
Calgary AB, T2E 8X4
Toll-Free: 1-877-909-2333 | Tel: 403-275-2083 | Fax: 403-275-1668
Email: info@canadaid.ca
Web Site: <http://www.canadaid.ca>
Call Centre Hours: The Call Centre hours of operation are 7 a.m. to 5 p.m. (MT) from Monday to Friday.

Welcome to the CLTS!
If you have ever purchased cattle, sheep, bison, goat or cervid tags then you have a CLTS account.
To obtain your Username and Authorization code call 1-877-909-2333 or email info@canadaid.ca

BOX 1

Select **Birth Date**, then click **Next**.



Home | My Account | Inventory | Events | Search | Certificate/Manifest

General | Users | Premises | Vehicles | Protocol | >for Account: Producer

Event | Tag Entry | Detail | Confirmation | Done

Submit Events: Select Event Type
Please select an Event from the list below.

Event(s) are being Submitted for Account: Producer (A0397991)

Animal Events

- Birth Date Used to associate an animal's birth date with its unique approved tag number.
- Cross Reference Used to associate a newly applied approved tag number on a previously tagged animal where the lost tag number is known.
- Replaced Used to associate a newly applied approved tag number on a previously tagged animal where the lost tag number is not known.
- Move In Report the identification of an approved tag applied to an individual animal, or report a group of animals based on species, that have been received at a defined location on a defined day.
- Move Out Report the identification of an approved tag applied to an individual animal, or report a group of animals based on species, that have departed from a defined location on a defined day.
- Sighted Used to report the identification of an approved tag applied to an animal that has been observed at a defined location on a defined day. (e.g., livestock operation, veterinary clinic, etc.)
- Imported Used to report the identification of an approved tag applied to an animal that has entered Canada.
- Exported Used to report the identification of an approved tag applied to an animal that has left Canada.
- Temporary Export Used to report the identification of an approved tag applied to an animal that is being temporarily shipped outside of Canada. Note: When animals return to Canada, submit an imported event to move the tag numbers back into your animal inventory.
- Retired Used to report the identification of an approved tag applied to an animal, or an animal based on carcass details, that has died or was slaughtered.
- Disposed Used to report the identification of an approved tag applied to an animal, or an animal based on carcass details, that has died and has been disposed of by a producer or dead stock operator.

Cancel Next

BOX 3

Click **Submit Events - Directly Online**.



CCIA Resource Centre | CLTS Lite | Order Tags | Bilingual | Contact Us

Logged In As: dadproducer | Logout

CLTS
CANADIAN LIVESTOCK TRACKING SYSTEM
CATTLE • BISON • SHEEP • GOATS • CERVID

Home | My Account | Inventory | Events | Search | Certificate/Manifest

Welcome back Dad Producer

Submit Events - Directly Online
Submit Events - File Upload

Make sure you have a valid email address on file. Providing an email address will greatly improve our ability to serve you. Your current email is your@email.ca. Please click here to update it.

In the [CCIA Resource Centre](#) (CRC), you will find step-by-step instructions that will make the CLTS easier to use. You will also find templates that you can complete and use to submit information to the CLTS.

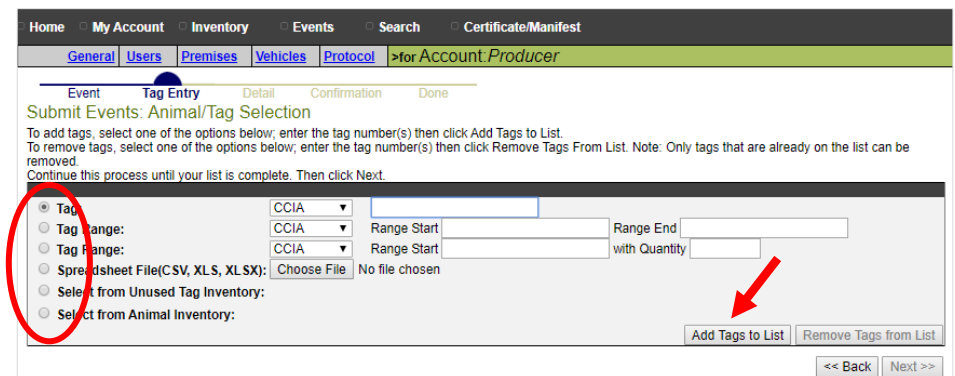
Submit Tag/Animal Event Information

- Option 1: **Directly Online** - Submit tag and animal information, including animal birth dates, through online forms. (Best option for high speed or satellite users)
- Option 2: **File Upload** - Submit tag and animal information, including animal birth dates, through a spreadsheet file. (Best option for dial-up users)

Recent Transactions

BOX 2

There are **six** options to choose from to add tags/indicators to your list. All of the options can be used to create your list, but only one option can be used at a time. Enter the tag/indicator number(s), then click **Add Tags to List**.



Home | My Account | Inventory | Events | Search | Certificate/Manifest

General | Users | Premises | Vehicles | Protocol | >for Account: Producer

Event | Tag Entry | Detail | Confirmation | Done

Submit Events: Animal/Tag Selection

To add tags, select one of the options below; enter the tag number(s) then click Add Tags to List.
To remove tags, select one of the options below; enter the tag number(s) then click Remove Tags From List. Note: Only tags that are already on the list can be removed.
Continue this process until your list is complete. Then click Next.

Tag CCIA [] Range Start [] Range End []

Tag Range: CCIA [] Range Start [] Range End [] with Quantity []

Tag Range: CCIA [] Range Start [] Range End [] with Quantity []

Spreadsheet File(CSV, XLS, XLSX): Choose File No file chosen

Select from Unused Tag Inventory:

Select from Animal Inventory:

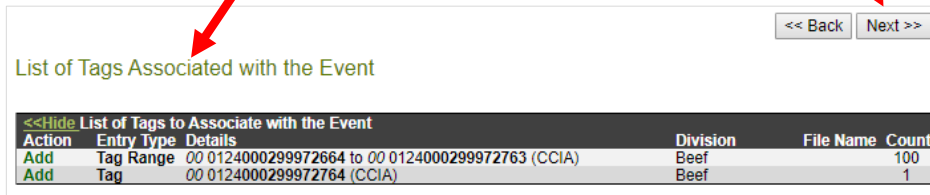
Add Tags to List Remove Tags from List

<< Back Next >>

BOX 4

The tag/indicator number(s) will appear at the bottom of the screen under **List of Tags Associated with the Event**. Repeat the process until all tags/indicators are added to your list.

Once your list is complete, click **Next**.



List of Tags Associated with the Event

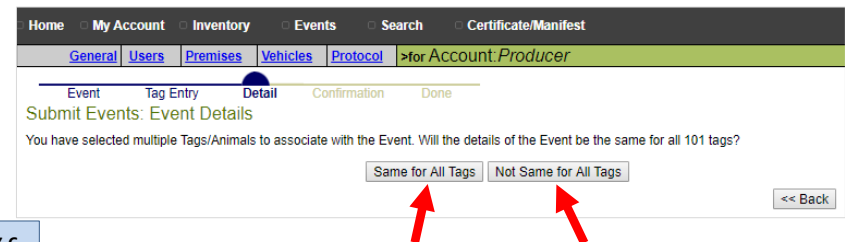
Action	Entry Type	Details	Division	File Name	Count
Add	Tag Range	00 0124000299972664 to 00 0124000299972763 (CCIA)	Beef		100
Add	Tag	00 0124000299972764 (CCIA)	Beef		1

BOX 5

If you have more than one tag/indicator on your list the below options will appear. If you have only entered one tag/indicator, the system will take you to the Event Details screen (see Box 8).

Same for All Tags will apply the same birth date and animal details to all tags/indicators.

Not Same for All Tags will allow you to apply different birth date and animal details to each tag/indicator.



Submit Events: Event Details

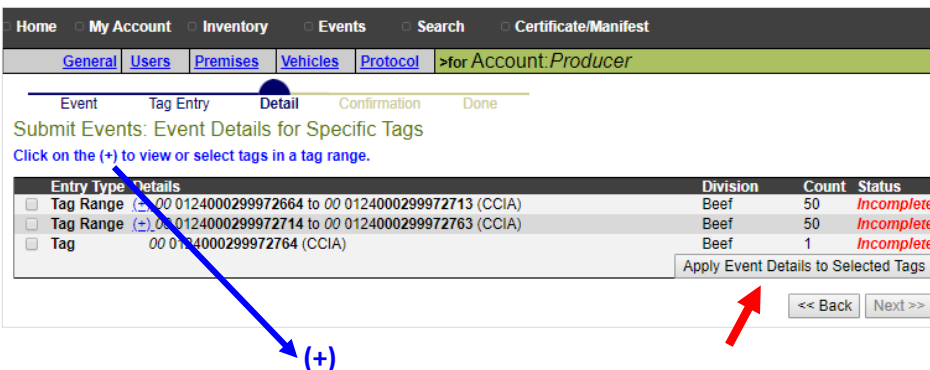
You have selected multiple Tags/Animals to associate with the Event. Will the details of the Event be the same for all 101 tags?

Same for All Tags Not Same for All Tags

BOX 6

If you clicked **Not Same for All Tags**, select tags/indicators to enter details for. If needed, click the **blue plus sign** to view all numbers in a range.

Once selected, click **Apply Event Details to Selected Tags**.



Submit Events: Event Details for Specific Tags

Click on the (+) to view or select tags in a tag range.

Entry Type	Details	Division	Count	Status
<input type="checkbox"/> Tag Range	00 0124000299972664 to 00 0124000299972713 (CCIA)	Beef	50	Incomplete
<input type="checkbox"/> Tag Range (+)	00 0124000299972714 to 00 0124000299972763 (CCIA)	Beef	50	Incomplete
<input type="checkbox"/> Tag	00 0124000299972764 (CCIA)	Beef	1	Incomplete

Apply Event Details to Selected Tags

BOX 7

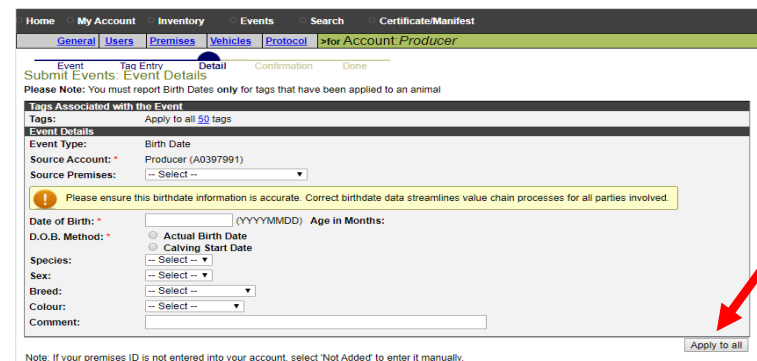
If you clicked Same for All Tags or are on the next step for Not Same for All Tags, the following screen will appear. Although only the below information is required, we recommend entering as many details as possible:

Source Account: Your name and number will automatically appear.

Date of Birth: Select the birth date from the pop-up calendar (time is optional).

D.O.B. Method: Select the method of birth.

Once your information has been entered, click **Apply to All** or **Next**.



Submit Events: Event Details

Please Note: You must report Birth Dates only for tags that have been applied to an animal

Tags Associated with the Event
Tags: Apply to all 50 tags

Event Details

Event Type: Birth Date
Source Account: * Producer (A0397991)
Source Premises: -- Select --

Please ensure this birthdate information is accurate. Correct birthdate data streamlines value chain processes for all parties involved.

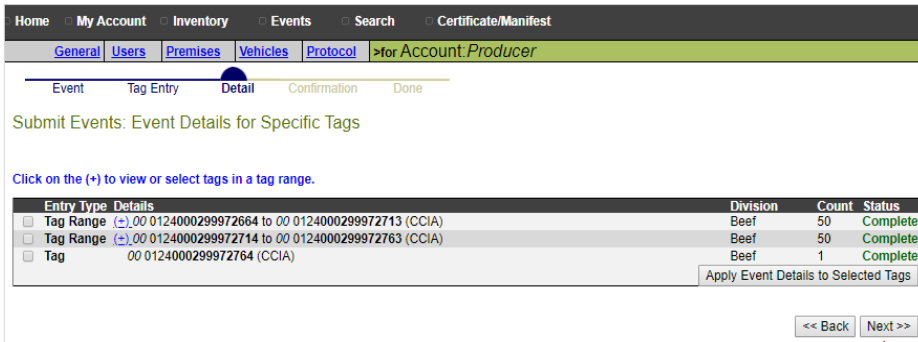
Date of Birth: * (YYYYMMDD) Age in Months:
D.O.B. Method: * Actual Birth Date Calving Start Date
Species: -- Select --
Sex: -- Select --
Breed: -- Select --
Colour: -- Select --
Comment:

Apply to all

BOX 8

Next step for Not Same for All Tags:

The tags/indicators you applied information to will show **Complete** in the Status column. Continue the previous **Not Same for All Tags** steps until all tags/indicators show Complete, then click **Next**.



Home My Account Inventory Events Search Certificate/Manifest

General Users Premises Vehicles Protocol >for Account: Producer

Event Tag Entry **Detail** Confirmation Done

Submit Events: Event Details for Specific Tags

Click on the (+) to view or select tags in a tag range.

Entry Type	Details	Division	Count	Status
<input type="checkbox"/> Tag Range	(+) 00 0124000299972664 to 00 0124000299972713 (CCIA)	Beef	50	Complete
<input type="checkbox"/> Tag Range	(+) 00 0124000299972714 to 00 0124000299972763 (CCIA)	Beef	50	Complete
<input type="checkbox"/> Tag	00 0124000299972764 (CCIA)	Beef	1	Complete

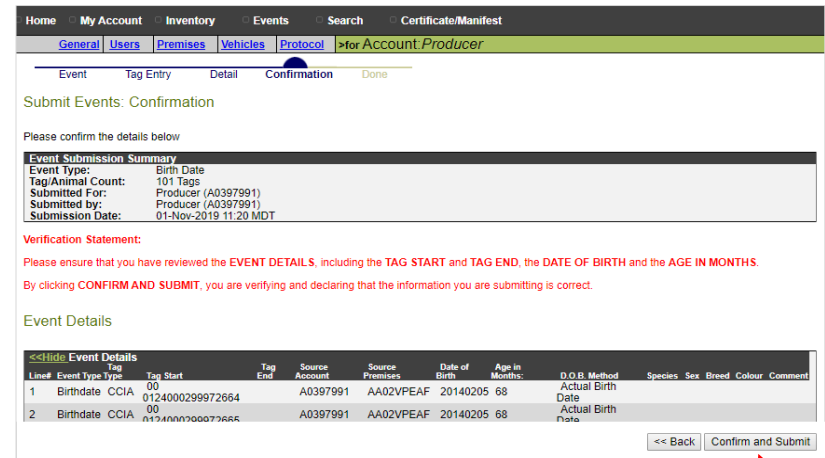
Apply Event Details to Selected Tags

<< Back Next >>

BOX 9

Same for All Tags and Not Same for All Tags:

Review and Confirm the event details, if correct, click **Confirm and Submit**. If changes are needed, click **Back**.



Home My Account Inventory Events Search Certificate/Manifest

General Users Premises Vehicles Protocol >for Account: Producer

Event Tag Entry Detail **Confirmation** Done

Submit Events: Confirmation

Please confirm the details below

Event Submission Summary

Event Type: Birth Date
Tag/Animal Count: 101 Tags
Submitted For: Producer (A0397991)
Submitted by: Producer (A0397991)
Submission Date: 01-Nov-2019 11:20 MDT

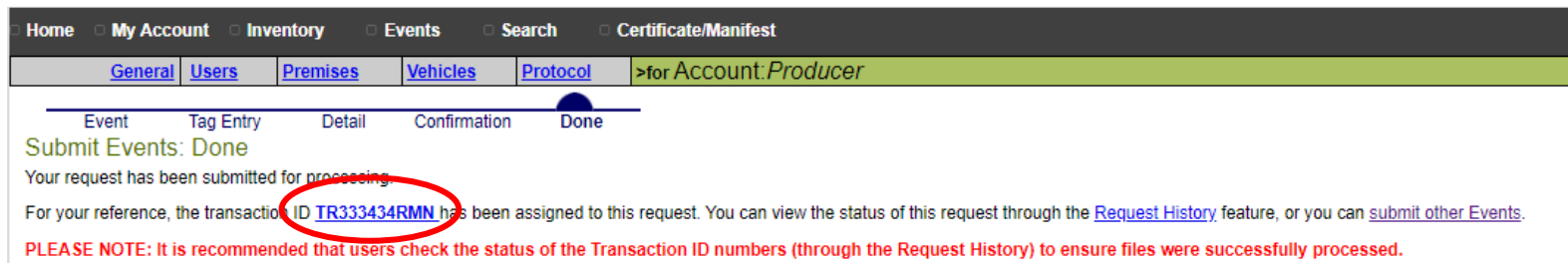
Verification Statement:
Please ensure that you have reviewed the **EVENT DETAILS**, including the **TAG START** and **TAG END**, the **DATE OF BIRTH** and the **AGE IN MONTHS**.
By clicking **CONFIRM AND SUBMIT**, you are verifying and declaring that the information you are submitting is correct.

Event Details

<< Back Confirm and Submit

BOX 10

A **transaction ID** has been assigned to your submission. It is recommended to make note of the transaction ID in your records, and to check your transaction status by clicking on the transaction ID to ensure the information processes successfully.



Home My Account Inventory Events Search Certificate/Manifest

General Users Premises Vehicles Protocol >for Account: Producer

Event Tag Entry Detail Confirmation **Done**

Submit Events: Done

Your request has been submitted for processing.

For your reference, the transaction ID **TR333434RMN** has been assigned to this request. You can view the status of this request through the [Request History](#) feature, or you can [submit other Events](#).

PLEASE NOTE: It is recommended that users check the status of the Transaction ID numbers (through the Request History) to ensure files were successfully processed.

BOX 11

For more CLTS database user guides, visit support.canadaid.ca