

The following guide covers upgrades to the new applications of the **In-Herd ID Function**.

Update In-Herd ID in Animal On-Farm Inventory: This section will instruct on customizing your in-herd ID in animal on-farm inventory and use in-herd ID for tag/animal history in CLTS.

1. You can view your animal on-farm inventory where a new column, "In-Herd ID" will now be displayed in the result.

Animal On-Farm Search Result










The search resulted in 222 animal(s).

You can download the search results by clicking the download button below.

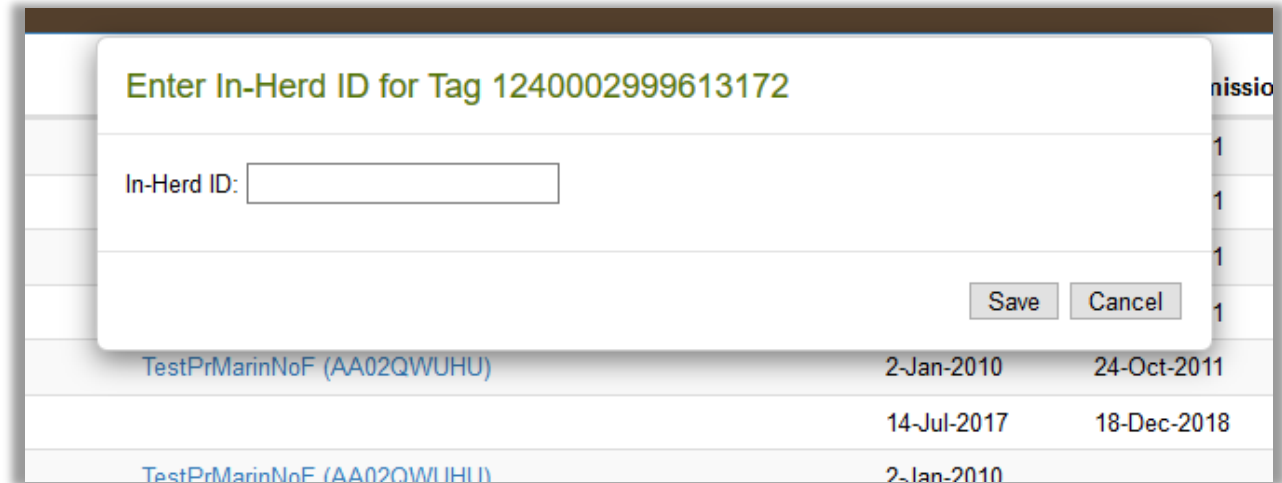
To retrieve Birth Date information for all Animals in your inventory, please download your Animal inventory and use the [Birth Date Search](#).

Animal On-Farm Search											Download All Animal Inventory
Tag (On Animal)	In-Herd ID	Premises	In Inventory Date	Birth Date	DOB Submission Date	Division	Sex	Breed	Species		
<input type="checkbox"/> 124000299597121	A001	Cranstondemo (AB333DUR9)		14-Jun-2011	24-Jun-2011	Beef					
<input type="checkbox"/> 124000299597245	A002	Cranstondemo (AB333DUR9)		20-Jan-2011	31-Oct-2011	Beef	Cow	Holstein			
<input type="checkbox"/> 124000299597241	A003	producer (AB339GDHG)		1-Jan-2011	14-Dec-2011	Beef					
<input type="checkbox"/> 124000299595829	A004	producer (AB339GDHG)	11-Feb-2013			Beef					
<input type="checkbox"/> 124000299963258	ATQTEST	ATQTEST (AA0298JG8)	14-Jan-2019	1-Jan-2010	29-Dec-2010	Beef					
<input type="checkbox"/> 124000310022001	ATQTEST	ATQTEST (AA0298JG8)	5-Mar-2019	5-May-2005	31-Jan-2007	Sheep	Female		Goat		
<input type="checkbox"/> 124000299595830	producer	producer (AB339GDHG)	11-Feb-2013			Beef					
<input type="checkbox"/> 124000299597035	producer	producer (AB339GDHG)		12-Dec-2012	18-Dec-2012	Beef	Bull	Angus	Cattle		
<input type="checkbox"/> 124000299597257	Cranstondemo	Cranstondemo (AB333DUR9)		1-Nov-2011	2-Nov-2011	Beef	Bull	Jersey	Cattle		
<input type="checkbox"/> 1240002995958326	Cranstondemo	Cranstondemo (AB333DUR9)		20-Jan-2010	23-Jun-2011	Beef	Cow	Angus	Cattle		

2. You are able to add, update or delete the In-Herd ID by clicking the edit icon.

Tag (On Animal)	In-Herd ID	Premises
124000299597121	 A001	Cranstondemo (AB333D)
124000299597245	 A002	Cranstondemo (AB333D)
124000299597241	 A003	producer (AB339GDHG)
124000299595829	 A004	producer (AB339GDHG)
124000299963258		ATQTEST (AA0298JG8)
124000310022001		ATQTEST (AA0298JG8)
124000299595830		producer (AB339GDHG)
124000299597035		producer (AB339GDHG)
124000299597257		Cranstondemo (AB333D)

3. A popup window appears. Enter your in-herd ID and click Save. The new in-herd ID will be saved to CLTS.



Enter In-Herd ID for Tag 1240002999613172

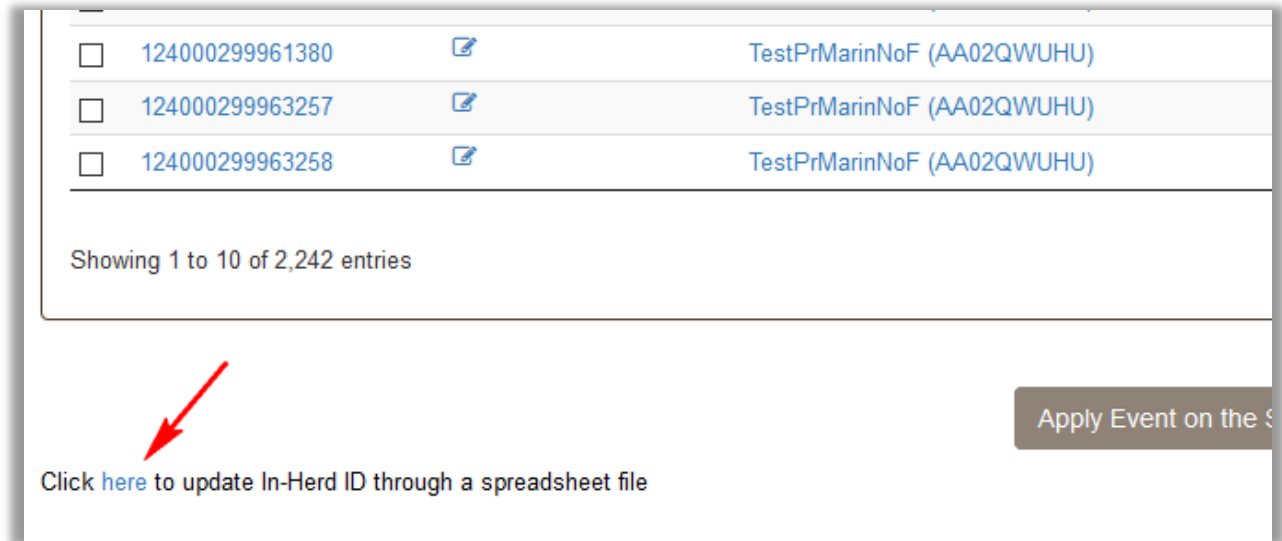
In-Herd ID:




Save Cancel

TestPrMarinNoF (AA02QWUHU)	2-Jan-2010	24-Oct-2011
	14-Jul-2017	18-Dec-2018
TestPrMarinNoF (AA02QWUHU)	2-Jan-2010	

Update In-Herd ID via Spreadsheet File Upload

1. You can update a batch of in-herd ID through a spreadsheet file. On animal on-farm inventory page, click the link at the bottom.



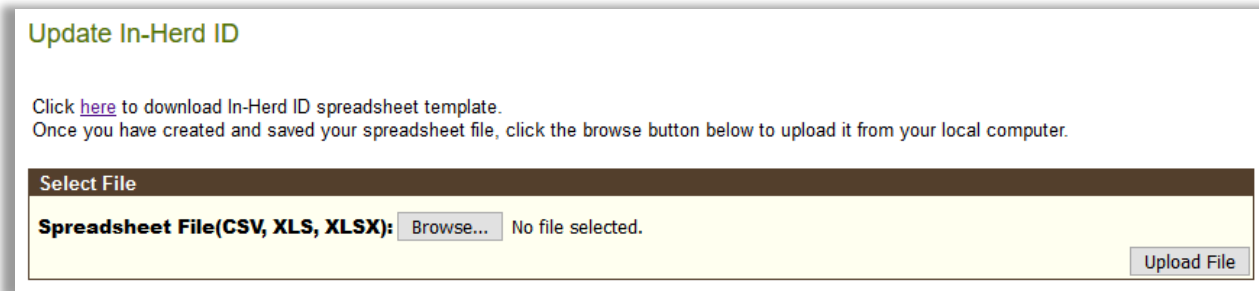
<input type="checkbox"/>	124000299961380		TestPrMarinNoF (AA02QWUHU)
<input type="checkbox"/>	124000299963257		TestPrMarinNoF (AA02QWUHU)
<input type="checkbox"/>	124000299963258		TestPrMarinNoF (AA02QWUHU)

Showing 1 to 10 of 2,242 entries

Click [here](#) to update In-Herd ID through a spreadsheet file

Apply Event on the S

2. A new page will appear.



Update In-Herd ID

Click [here](#) to download In-Herd ID spreadsheet template.
Once you have created and saved your spreadsheet file, click the browse button below to upload it from your local computer.

Select File

Spreadsheet File(CSV, XLS, XLSX): No file selected.

An example of the spreadsheet file will be available for download. You can add one or multiple tag ID with in-herd ID in the spreadsheet.

- Choose the local spreadsheet file and click "Upload File" button. Animal in-herd ID will be updated. To remove in-herd ID from one tag, leave the in-herd ID field value empty.

	A	B	C	D
1	TAG	IN-HERD ID		
2	124000299612345	A001		
3	124000299963267	A002		
4	124000299963265	A003		
5	124000299963272	A004		
6				
7				
8				
9				
10				
11				

Search Tag/Animal History via In-Herd ID

Tag/Animal History Search Criteria

You can enter either Tag ID or In-Herd ID directly.

Tag/Animal History

Please enter the tag below

Tag

Enter Tag ID or In-Herd ID

You can either enter 15 digits tag ID or your custom in-herd ID. An example of CCIA tag ID: 124000299383939.

Tag/Animal History Result

Tag/Animal History

Tag Details

Below is a list of tags that have been associated with this animal.

Tag Details	
ISO Code:	00 0124000299597121
Sub-Type:	CCIA Beef
Tag Label(s):	
Tags Associated with this Animal	
Click the specific tag to view all Tag events recorded with the tag	
CCIA:	00 0124000299597121
In-Herd ID	
A0399003:	A001