
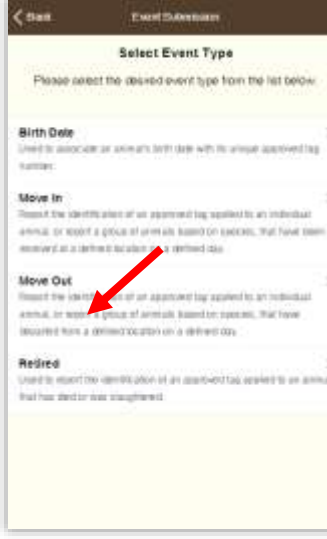
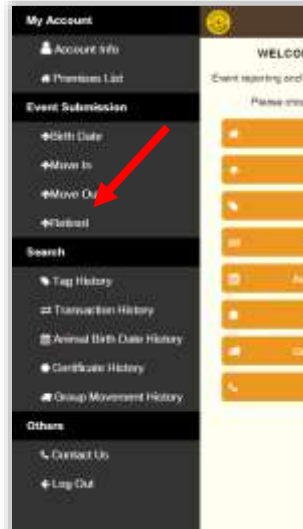
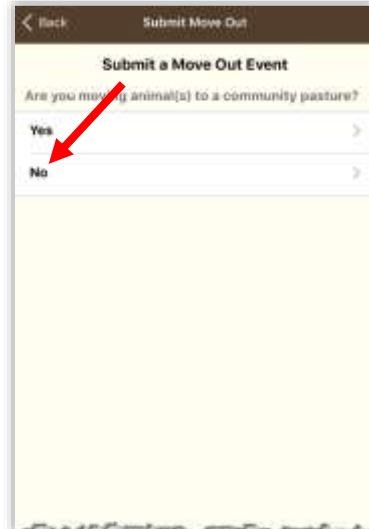



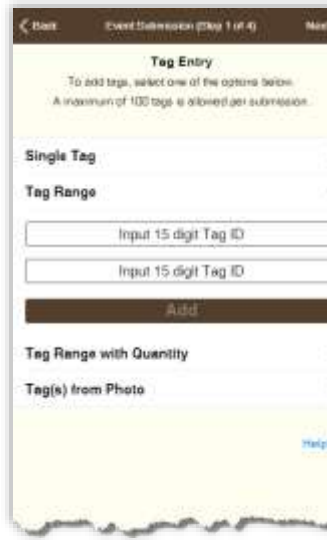
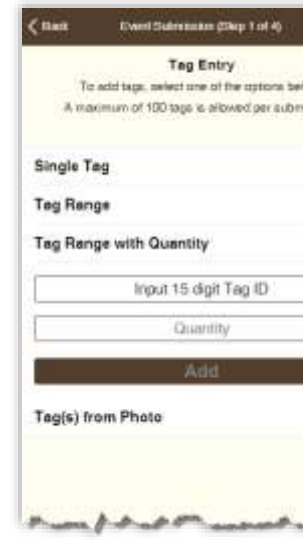
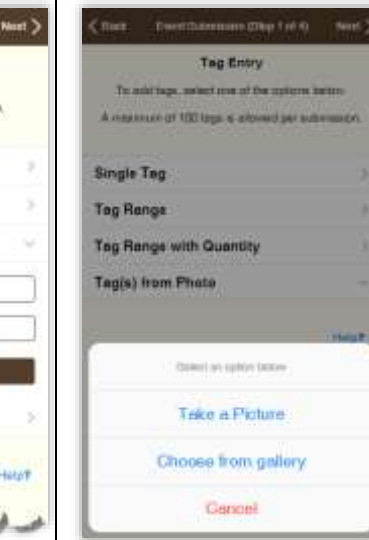
Move Out

A move out event is used to report the identification of an approved tag applied to an animal that has departed from (moved out of) a defined location on a defined day. This guide shows very basic step by step instructions for submitting a move out event, for the full CLTS MOBO user guide, [click here](#).

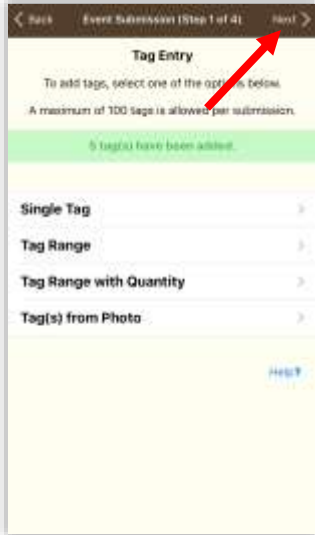
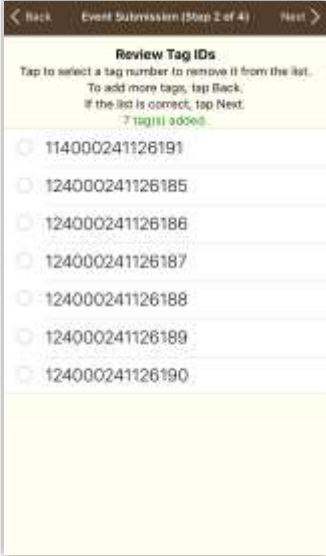
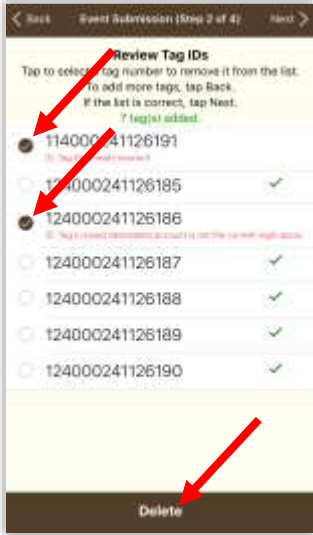
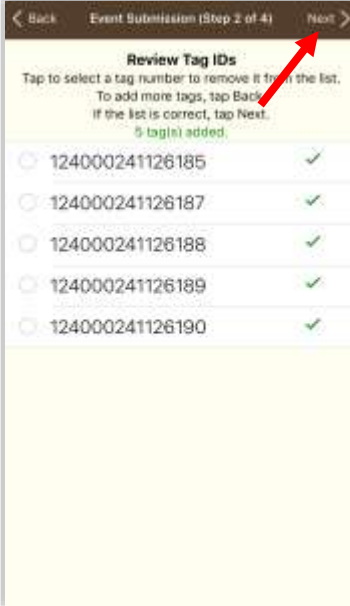
Step 1 – Event Selection

<p>Tap Event Submission from the home screen,</p> 	<p>then tap Move Out. OR</p> 	<p>Tap Move Out from the side menu.</p> 	<p>To submit a Move Out event on a list of tags, tap No.</p> 
---	--	--	--

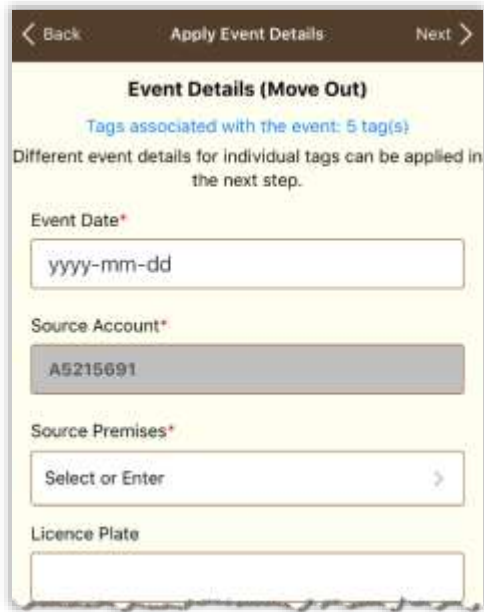
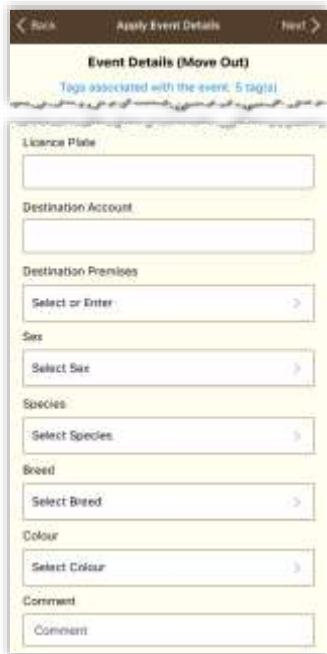

Step 2- Add Tags - Repeat until all tags are added.

<p>Enter single tags, OR</p> 	<p>Enter a tag range, OR</p> 	<p>Enter a tag range, OR</p> 	<p>Take a photo of a tag list</p> 
--	--	---	---

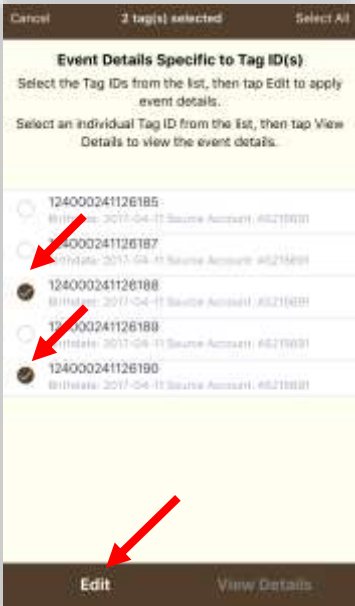

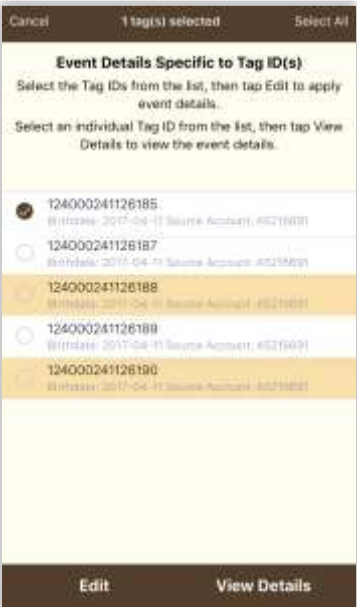
Step 3 – Review Tags – ensure all tags have been entered or retrieved correctly.

<p>Once all tags are added, tap Next.</p> 	<p>Review tag list.</p> 	<p>Delete unwanted or invalid tags</p> 	<p>Tap Next.</p> 
--	---	---	---

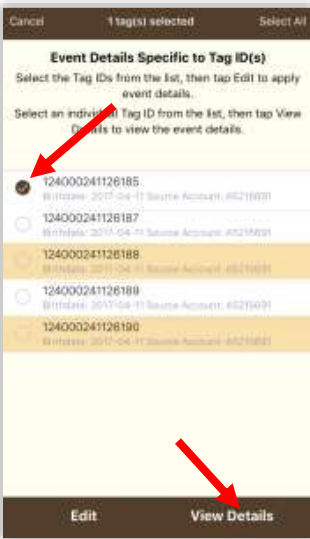

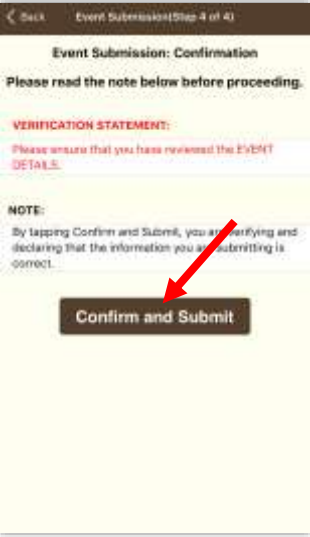
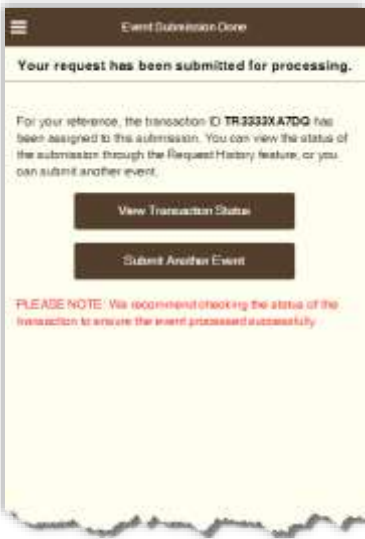
Step 4- Enter Event Details – Individual details can be added during the next step.

<p>Enter the required move out event details. Fields with a red asterisk * are required.</p> 	<p>Enter the optional move out event details.</p> 	<p>Tap Next.</p> 
--	---	---

Step 5- Apply Individual Tag Details – apply different details to individual tags.

<p>Tap beside a tag to select it, then tap Edit.</p> 	<p>Enter details, then tap Update.</p> 	<p>Continue for the remaining tags.</p> 
---	---	---

Step 6 – Confirm and Submit

<p>To confirm details for a specific tag, select it, then tap View Details.</p> 	<p>Once the details for all tags have been entered and confirmed, tap Next.</p> 	<p>Tap Confirm and Submit.</p> 	<p>The move out event has been submitted, record the Transaction ID in your records.</p> 
--	--	--	--

This concludes the CLTS MOBO Move Out Quick Guide
For more CLTS MOBO user guides, please [click here](http://support.canadaid.ca) or visit <http://support.canadaid.ca>.