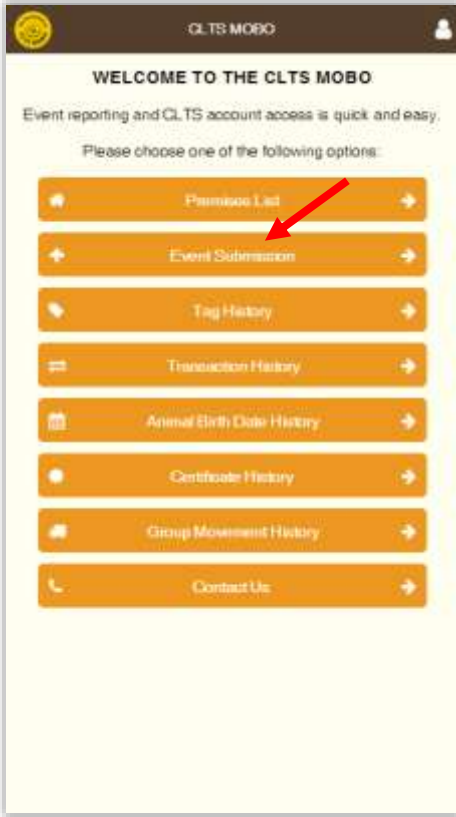
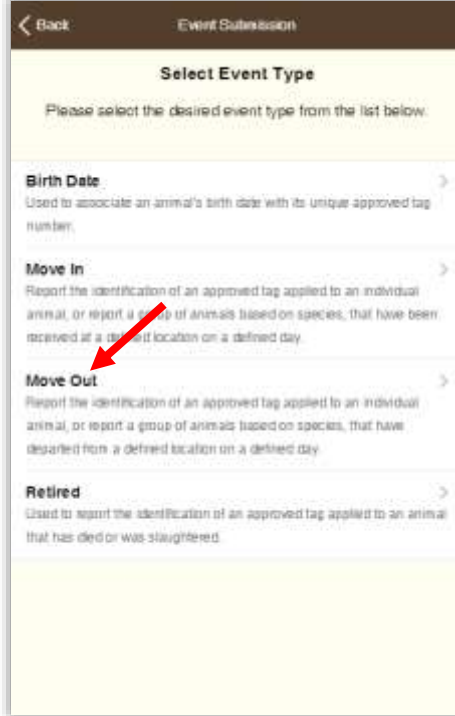
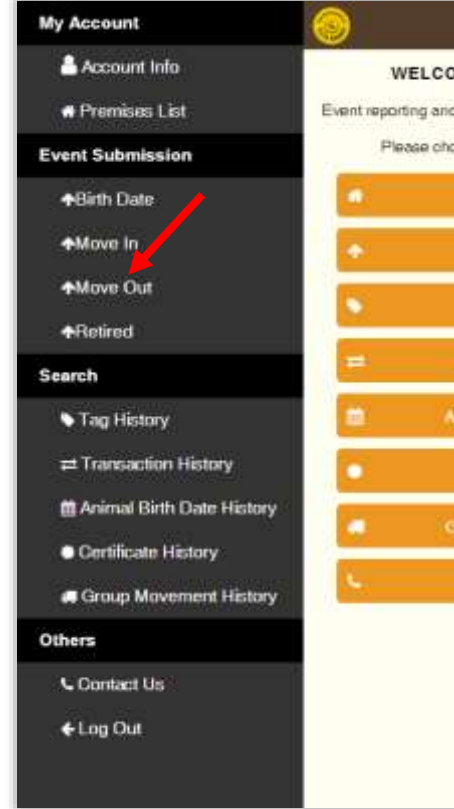
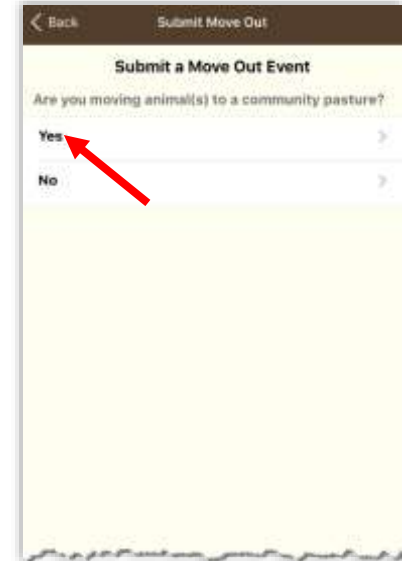


## Group Move Out

A group move out event is used to report a group of animals, based on species, that have departed from a defined location on a defined day to a Community Pasture. This guide shows very basic step by step instructions for submitting a group move in event, for the full CLTS MOBO user guide, [click here](#).

### Step 1 – Event Selection

<p>Tap <b>Event Submission</b> from the home screen,</p> 	<p>then tap <b>Move Out</b>. OR</p> 	<p>Tap <b>Move Out</b> from the side menu.</p> 	<p>To submit a group move out event, tap <b>Yes</b>.</p> 
---	---	---	---

## Step 2- Enter Event Details

Enter the required and optional group move out event details. Fields with a red asterisk \* are required.

Event Submission (Step 1 of 3)

### Event Details (Group Move Out)

Source Premises\*  
Select or Enter >

Source Account  
A5215691

Date of Loading\*  
[Empty field]

Time Zone of Loading\*  
Select >

Destination Premises\*  
Select or Enter >

Destination Account  
[Empty field]

Date of Unloading  
[Empty field]

Time Zone of Unloading  
Select >

Province of Issuance  
Select >

Licence Plate  
[Empty field]

Animal Quantity\*  
[Empty field]

Herd Mark  
[Empty field]

Species\*  
Select >

Comment  
[Empty field]

Once you have filled out or selected your information, tap **Next**.

Event Submission (Step 1 of 3)

### Event Details (Group Move Out)

Source Premises\*  
MB1019922 (Producer Name) >

Source Account  
A5215691

Date of Loading\*  
Sep 2, 2017, 7:15 AM

Time Zone of Loading\*  
Central Time >

Destination Premises\*  
AA01K3RDT (Test) >

Destination Account  
[Empty field]

Date of Unloading  
[Empty field]

## Step 6 – Confirm and Submit

Once the details have been entered and confirmed, tap **Next**.

Event Submission (Step 2 of 3)

Please review the details below. To make changes, tap Back, to submit the information as is, tap Next.

Event Type	GROUPMOVEOUT
Source Premises	MB1019922
Source Account	A5215691
Date of Loading	20170902 07:15:54
Time Zone of Loading	Canada/Central
Destination Premises	AA01K3RDT
Destination Account	
Date of Unloading	20170905 10:18:14
Time Zone of Unloading	Canada/Mountain
Licence Plate	
Province of Issuance	ON
Animal Quantity	87
Species	OVI
Herd Mark	
Comment	

Tap **Confirm and Submit**.

Event Submission(Step 3 of 3)

Event Submission: Confirmation

Please read the note below before proceeding.

**VERIFICATION STATEMENT:**

Please ensure that you have reviewed the **EVENT DETAILS**.

**NOTE:**

By tapping Confirm and Submit, you are verifying and declaring that the information you are submitting is correct.

**Confirm and Submit**

The group move out event has been submitted, record the Transaction ID in your records.

Event Submission Done

Your request has been submitted for processing.

For your reference, the transaction ID **TR3333XA7DQ** has been assigned to this submission. You can view the status of the submission through the Request History feature, or you can submit another event.

**View Transaction Status**

**Submit Another Event**

**PLEASE NOTE:** We recommend checking the status of the transaction to ensure the event processed successfully.

This concludes the CLTS MOBO Group Move Out Quick Guide  
For more CLTS MOBO user guides, please [click here](#) or visit <http://support.canadaid.ca>.